

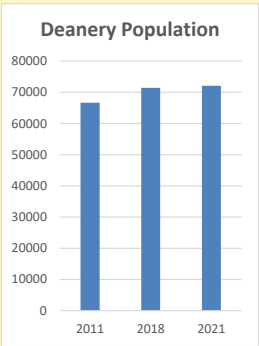
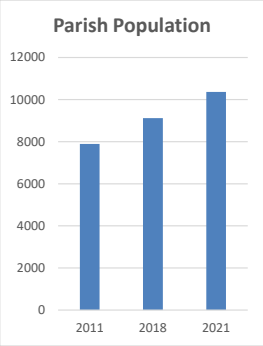
Census Dashboard for the parish of DAMASCUS in the Deanery of ABINGDON

Population of parish and deanery		
2011, 2018 and 2021		
	Parish	Deanery
2011	7893	66678
2018	9116	71442
2021	10362	72069

Parish population, Census and deprivation summary

Deprivation Rank  
2019 10,283

As at Jan 2024. 1=most deprived parish in the Church of England, 12,307=least deprived



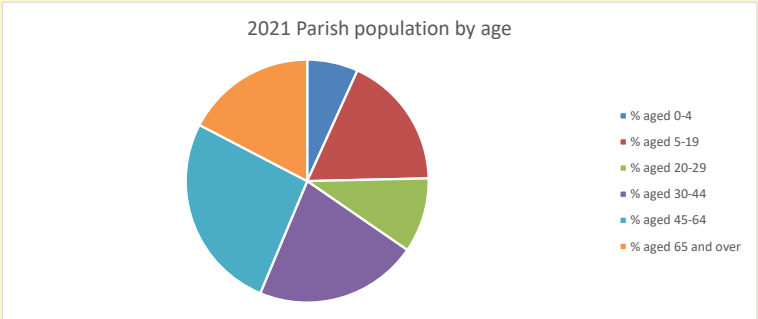
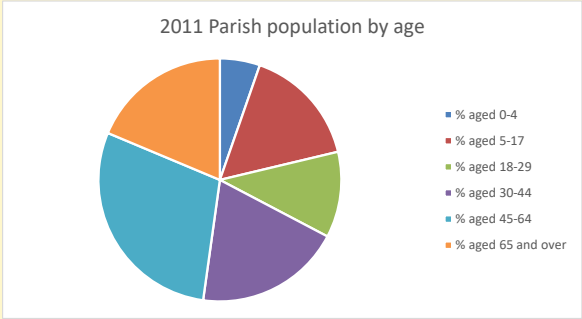
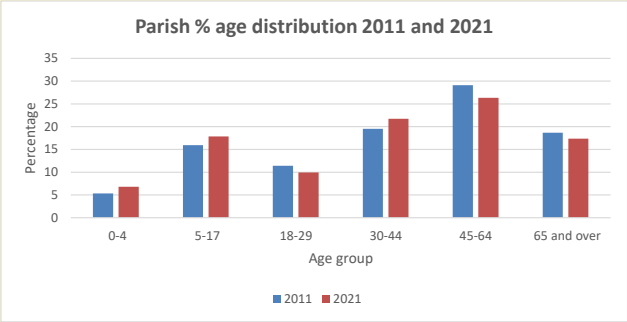
Children and Young People

In your parish of 10362 people

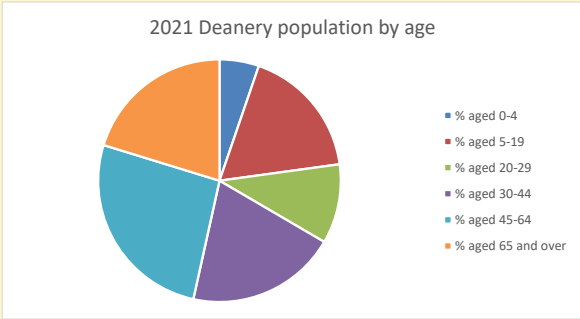
- 6.8 % are aged 0-4
- 6.7 % are aged 5-9
- 6.3 % are aged 10-14

That is a total of 2047 children and young people

In 2023 your child average weekly attendance was 11



NB different age groups: 5-17 in 2011, 5-19 in 2021



Parish code: 270878

Number of churches in parish (2022): 5

For more detailed census & deprivation info: see <http://arcg.is/1RaS4CS>  
<https://www.churchofengland.org/researchandstats>  
and <http://www2.cuf.org.uk/poverty-england/poverty-map>

494

V2 Produced by Diocese of Oxford September 2024

Census data: taken from the 2011 and 2021 national Census and the 2018 population update.

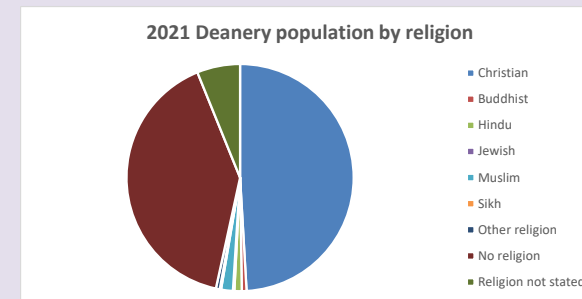
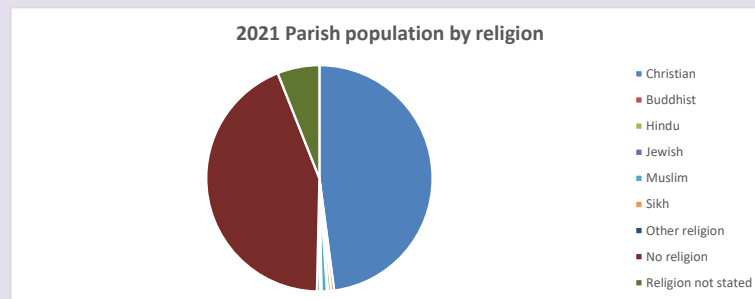
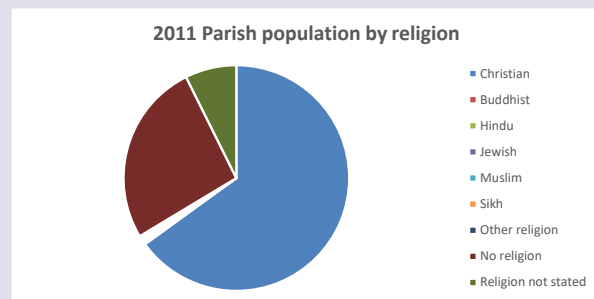
Deprivation statistics: IMD taken from the English Indices of Deprivation, published by the Ministry of Housing, Communities & Local Government, Sept 2019.

The above statistics have been mapped onto parish boundaries so are approximations.

For more information, see:

<https://www.churchofengland.org/researchandstats>

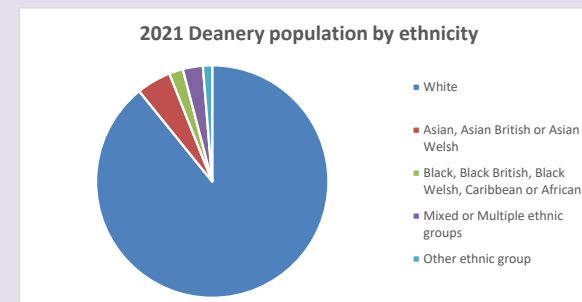
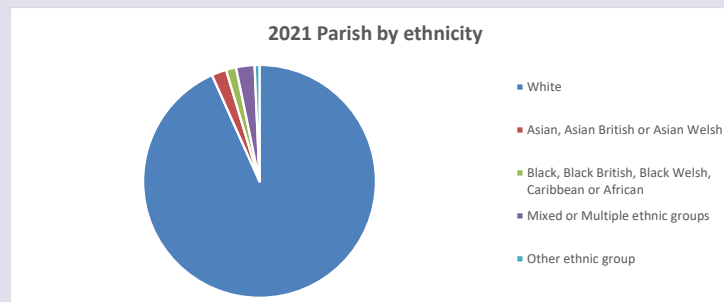
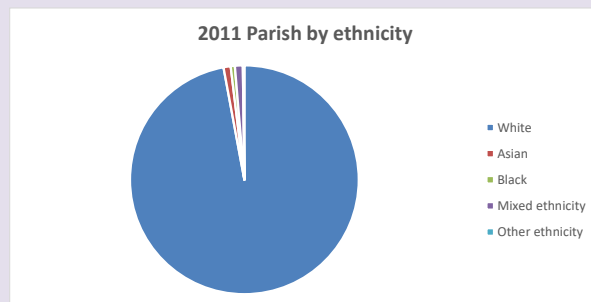
## Religion of those in your parish



**Your parish population in 2021 was 10362**

**In 2021 47.9% said they are Christian. That is 4965 people. In your parish your average weekly attendance is 141**

## Ethnicity of those in your parish



### Thoughts to ponder:

What has surprised you in these tables and charts?

Does your congregation(s) reflect the age and ethnic mix of your parish?

Where are those who have identified as Christians who do not attend your church(es)? Do you have other Christian denomination churches in your parish?

How might this influence your mission plans?

This dashboard contains figures as submitted by churches currently in the parish

**Attendance statistics:** taken from annual Statistics for Mission returns.

Average weekly attendance: attendance at Sunday and midweek church services & fresh expressions in October.

Every effort has been made to ensure that data are reliable. We would be pleased to be notified of any significant errors or omissions by email to [parishreturns@oxford.anglican.org](mailto:parishreturns@oxford.anglican.org)