

Census Dashboard for the parish of Beaconsfield in the Deanery of AMERSHAM

Parish population, Census and deprivation summary

Population of parish and deanery

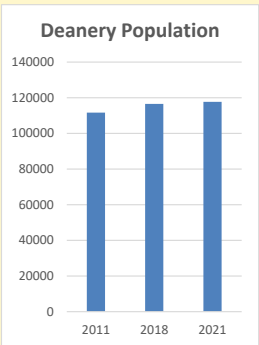
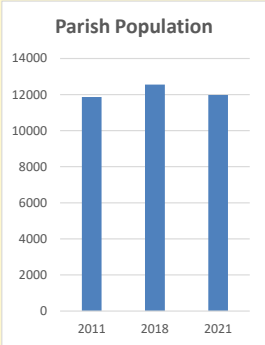
2011, 2018 and 2021

	Parish	Deanery
2011	11862	111702
2018	12554	116564
2021	11981	117681

Deprivation Rank

2019 11,833

As at Jan 2024. 1=most deprived parish in the Church of England, 12,307=least deprived

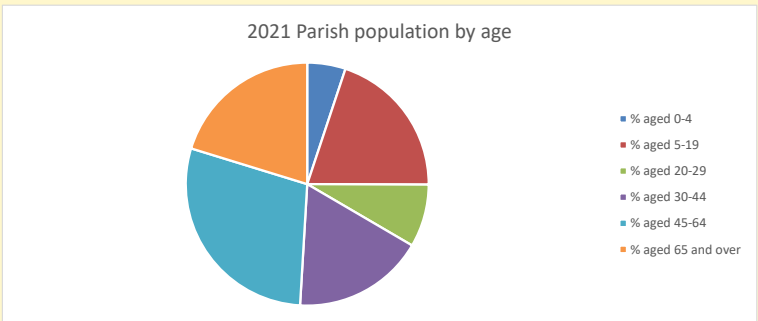
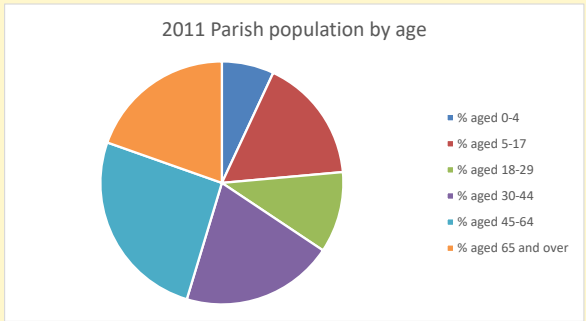
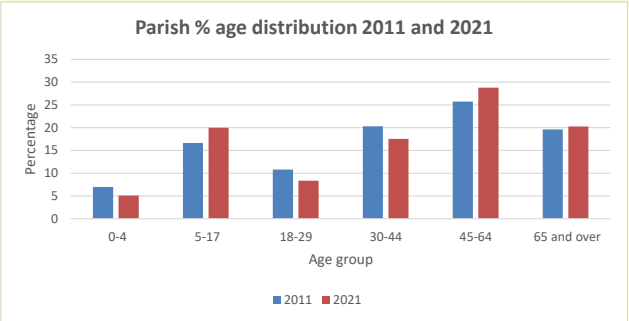


Children and Young People

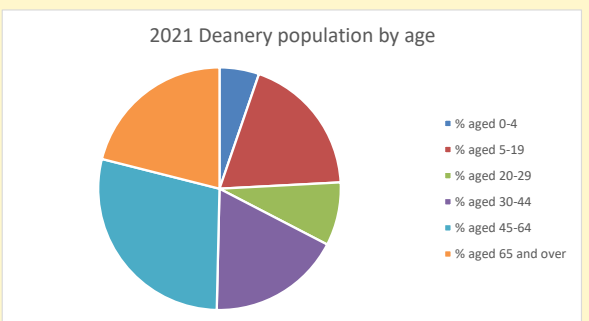
In your parish of 11981 people
5.1 % are aged 0-4
6.7 % are aged 5-9
7.6 % are aged 10-14

That is a total of 2333 children and young people

In 2023 your child average weekly attendance was 16



NB different age groups: 5-17 in 2011, 5-19 in 2021



Parish code: 270567

Number of churches in parish (2022): 3

For more detailed census & deprivation info: see <http://arcg.is/1RaS4CS>
<https://www.churchofengland.org/researchandstats>
and <http://www2.cuf.org.uk/poverty-england/poverty-map>

214

V2 Produced by Diocese of Oxford September 2024

Census data: taken from the 2011 and 2021 national Census and the 2018 population update.

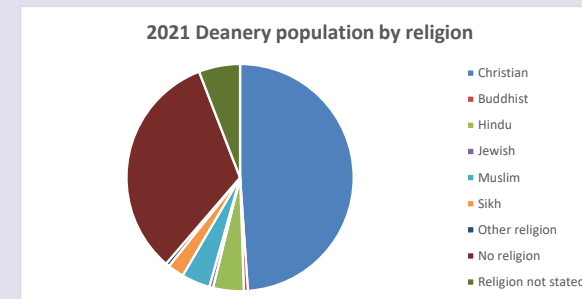
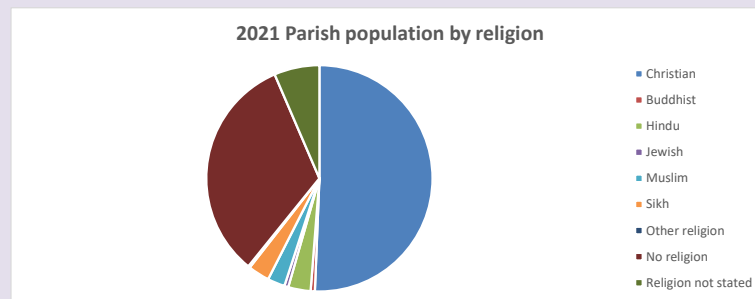
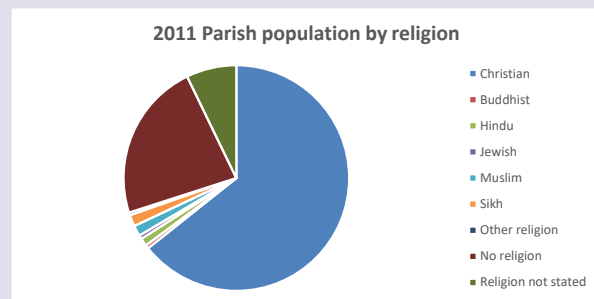
Deprivation statistics: IMD taken from the English Indices of Deprivation, published by the Ministry of Housing, Communities & Local Government, Sept 2019.

The above statistics have been mapped onto parish boundaries so are approximations.

For more information, see:

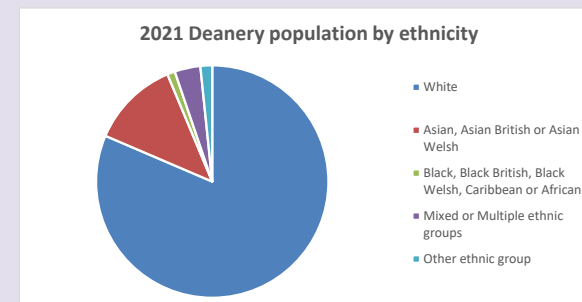
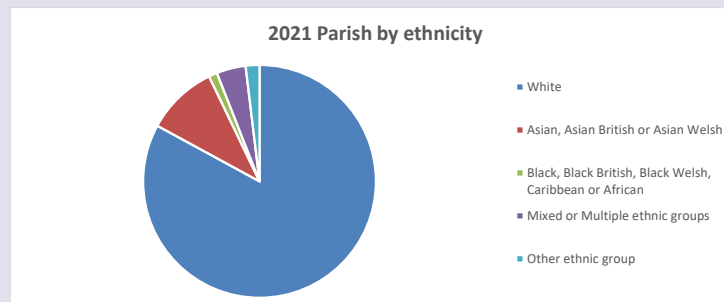
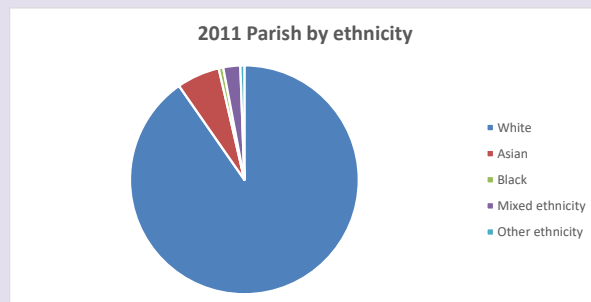
<https://www.churchofengland.org/researchandstats>

Religion of those in your parish



Your parish population in 2021 was		11981	
In 2021	50.6% said they are Christian.	That is	6067 people.
In your parish your average weekly attendance is		215	

Ethnicity of those in your parish



Thoughts to ponder:

What has surprised you in these tables and charts?

Does your congregation(s) reflect the age and ethnic mix of your parish?

Where are those who have identified as Christians who do not attend your church(es)? Do you have other Christian denomination churches in your parish?

How might this influence your mission plans?

This dashboard contains figures as submitted by churches currently in the parish

Attendance statistics: taken from annual Statistics for Mission returns.

Average weekly attendance: attendance at Sunday and midweek church services & fresh expressions in October.

Every effort has been made to ensure that data are reliable. We would be pleased to be notified of any significant errors or omissions by email to parishreturns@oxford.anglican.org