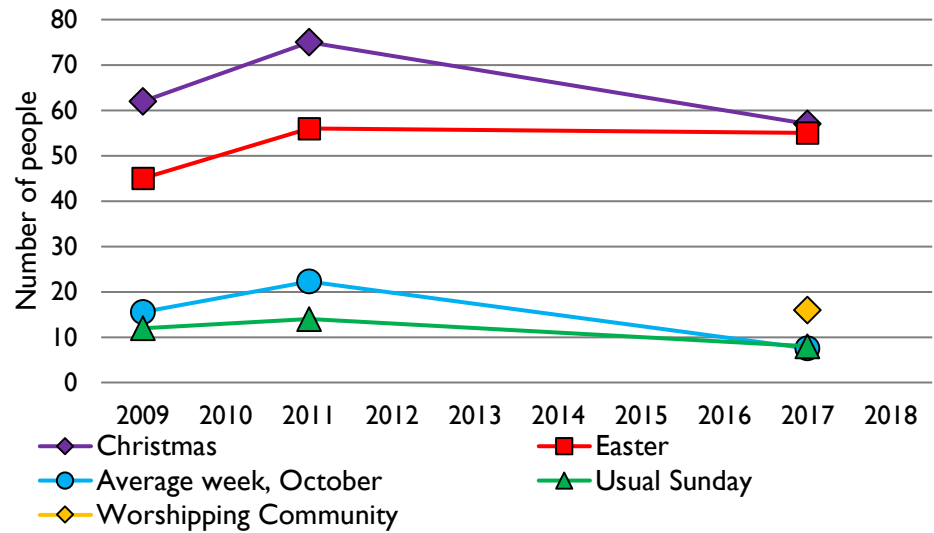
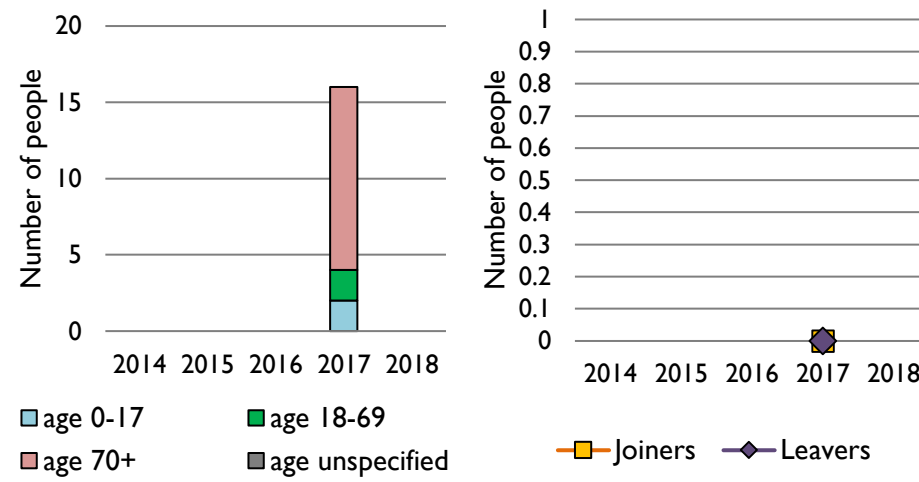


# Dashboard for the parish of Chilton in the Deanery of AYLESBURY

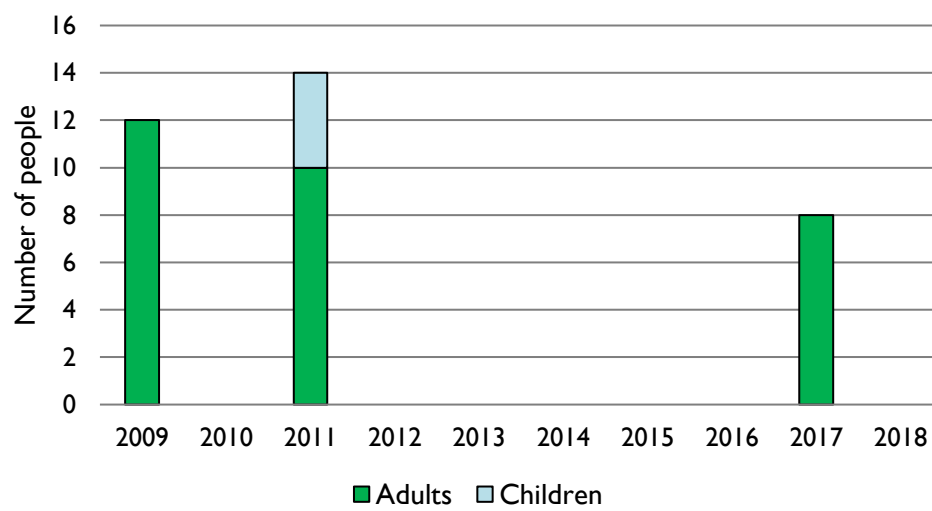
### 1. Attendance summary, 2009-18



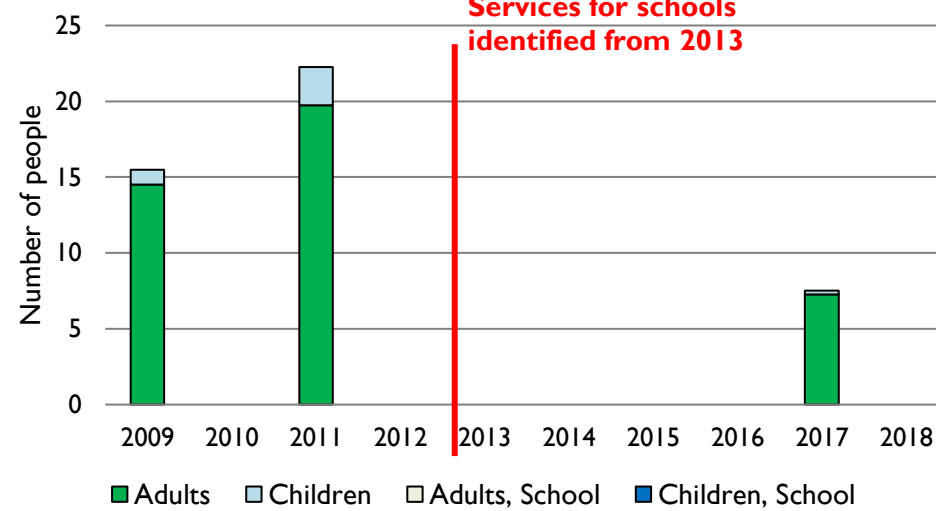
### 2. Worshipping Community, 2014-2018



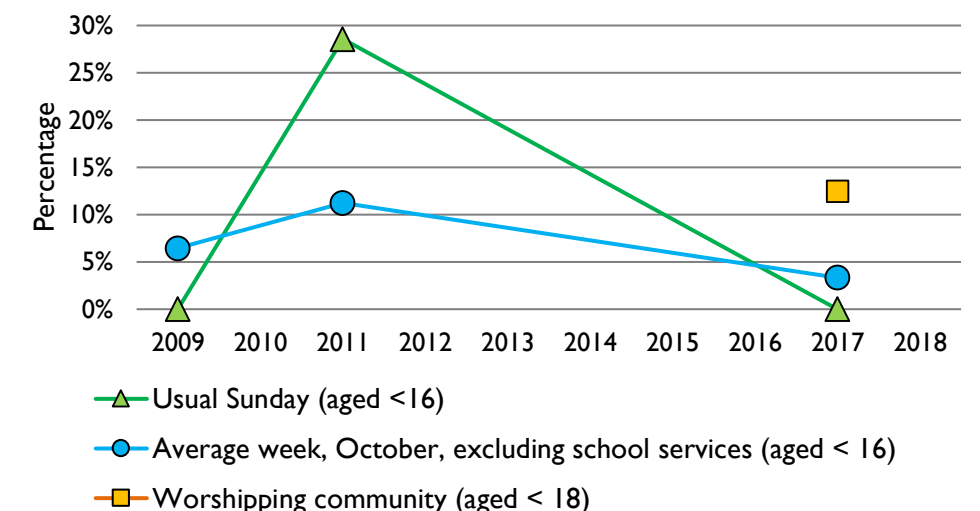
### 3. Usual Sunday attendance, 2009-18



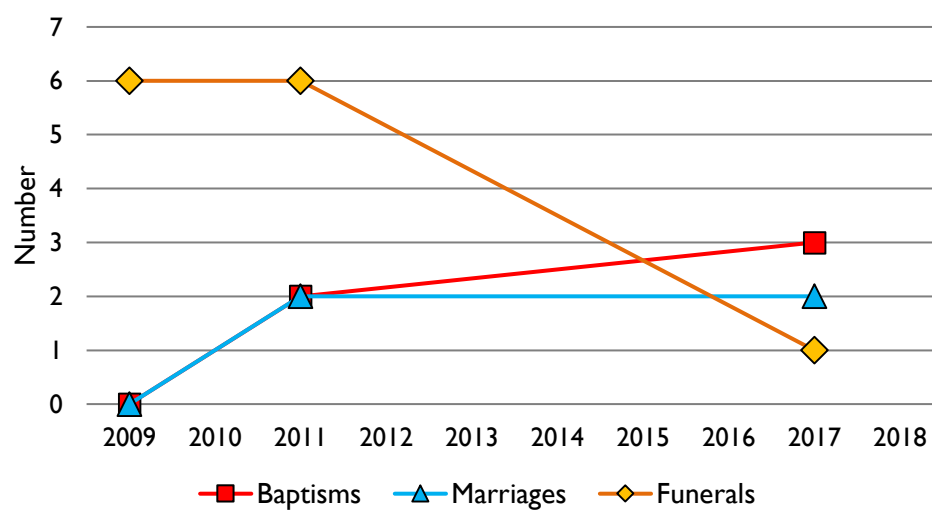
### 4. Average weekly attendance, October, 2009-18



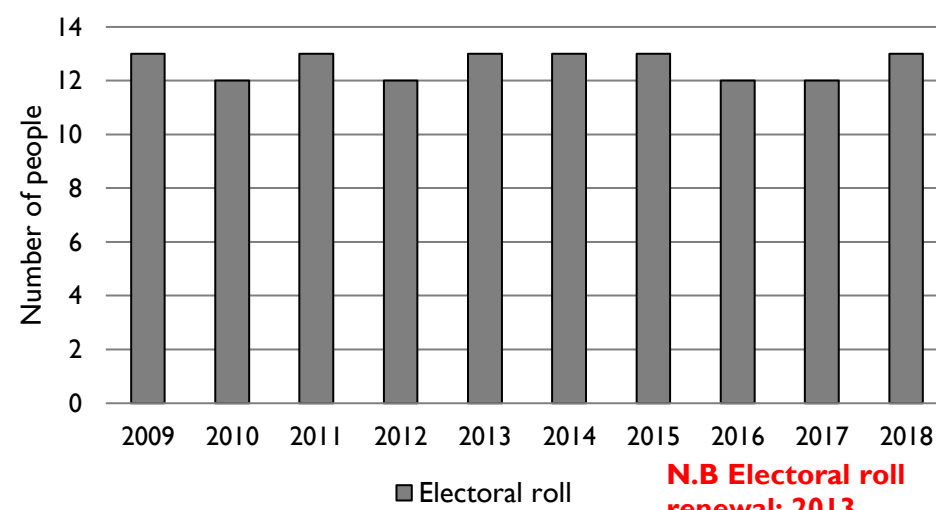
### 5. Percentage children, 2009-18



### 6. Baptisms, marriages, & funerals, 2009-18



### 7. Electoral roll, 2009-18



## Parish census and deprivation summary

Parish population (2011): 308

	Parish	Diocese	National
% aged 0-17	19%	23%	21%
% aged 18-44	28%	37%	37%
% aged 45-64	32%	25%	25%
% aged 65 & over	21%	15%	16%
% Christian	65%	58%	59%
% non-Christian religion	2%	9%	9%

Parish deprivation rank (IMD, 2015): 8913

(1=most deprived parish in the Church of England, 12,425=least deprived)

For more detailed census & deprivation info: see <http://arcg.is/1RaS4CS>

<https://www.churchofengland.org/researchandstats>

and <http://www2.cuf.org.uk/poverty-england/poverty-map>

Number of churches in parish (2018): 1

Parish code: 270602

Variations in attendance from year to year may be the result of changes in the number of churches that submitted returns, or changes in parish/benefice structure.

Number of churches included in returns: 2009 1; 2010 0; 2011 1; 2012 0; 2013 0; 2014 0; 2015 0; 2016 1; 2017 1; 2018 1.

Produced by the Research and Statistics Unit, Church House, Great Smith Street, London SW1P 3AZ. Date of production: 30/8/19

Every effort has been made to ensure that data are reliable. We would be grateful to be notified of any significant errors or omissions by email to [statistics.unit@churchofengland.org](mailto:statistics.unit@churchofengland.org)

This dashboard contains figures as submitted by churches currently in the parish  
**Attendance statistics:** taken from annual Statistics for Mission returns.

Average weekly attendance: attendance at Sunday and midweek church services & fresh expressions in October; Figs 1 & 5 do not include attendance at services for schools.

Easter: Easter Eve & Easter Day; Christmas: Christmas Eve & Christmas Day.

Baptisms: all baptisms & thanksgivings.

Marriages: marriages and services of prayer & dedication after civil marriages.

Funerals: those held in church & at crematoria/cemeteries.

Worshipping Community information has been collected from 2012 onwards.

**Census data:** taken from the 2011 national Census.

**Deprivation statistics:** IMD taken from the English Indices of Deprivation, published by the Department for Communities & Local Government, Sept 2015.

The above statistics have been mapped onto parish boundaries so are approximations.

For more information, see:

<https://www.churchofengland.org/researchandstats>



Follow us on Twitter:

@cofestats

