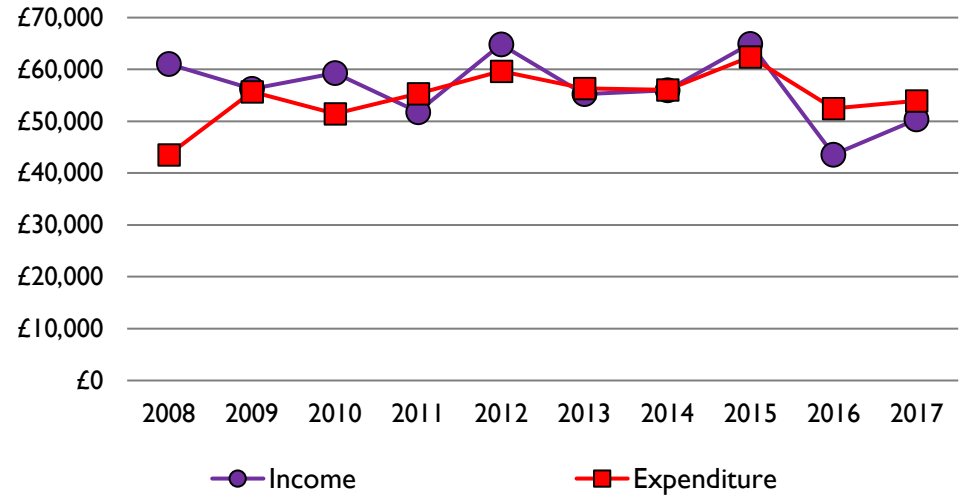
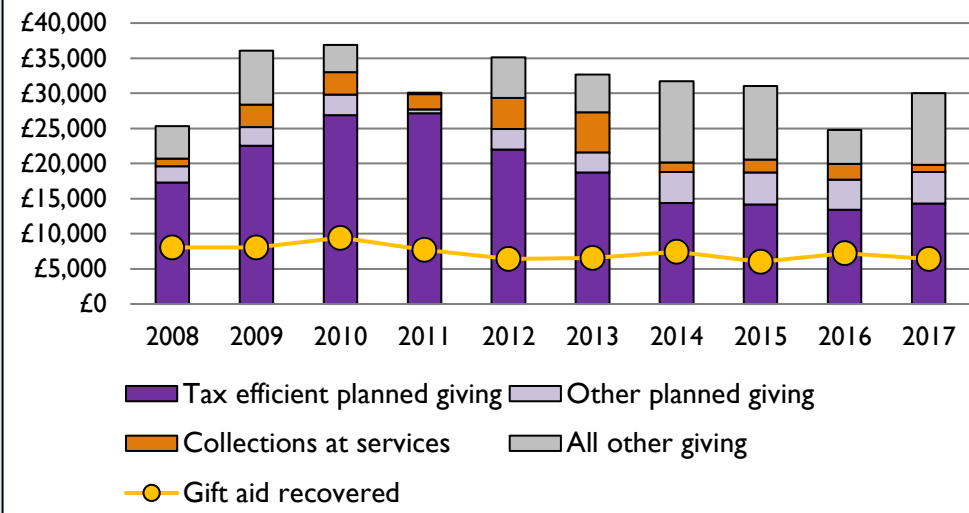


# Finance dashboard for the parish of Warborough in the Deanery of ASTON & CUDESODN

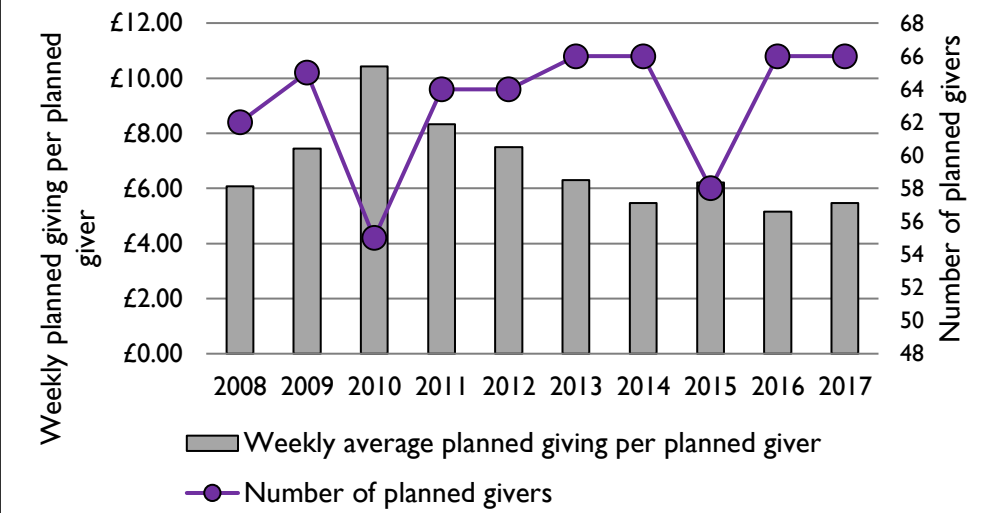
### 1. Total income & total expenditure, 2008-17



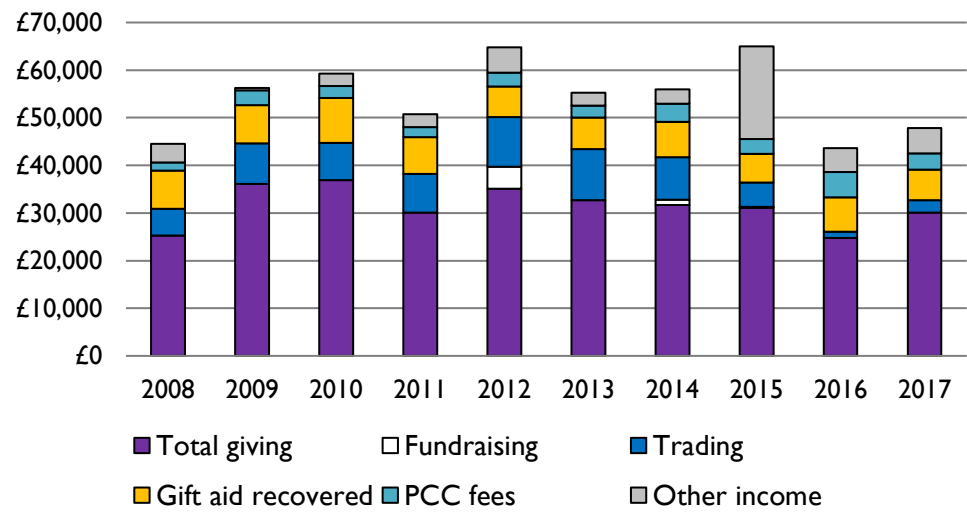
### 2. Giving & gift aid recovered, 2008-17



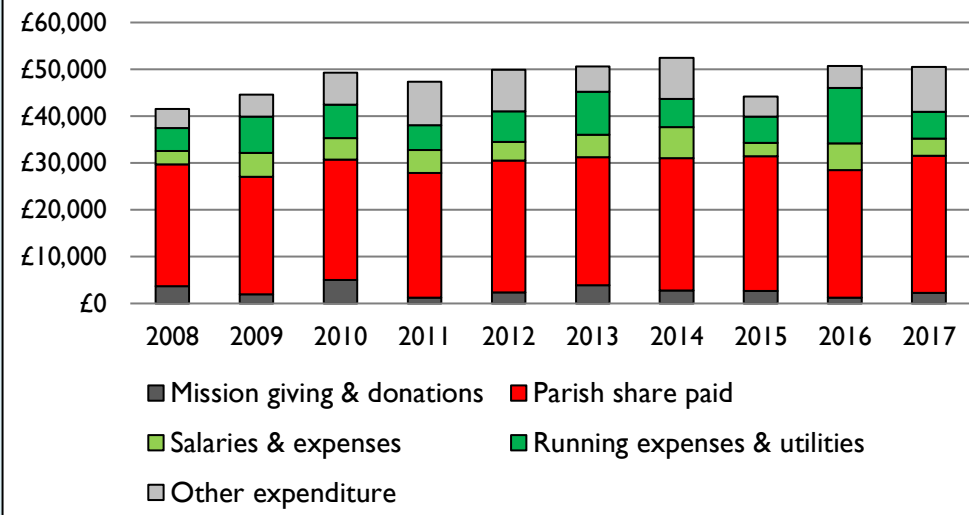
### 3. Planned giving & planned givers, 2008-17



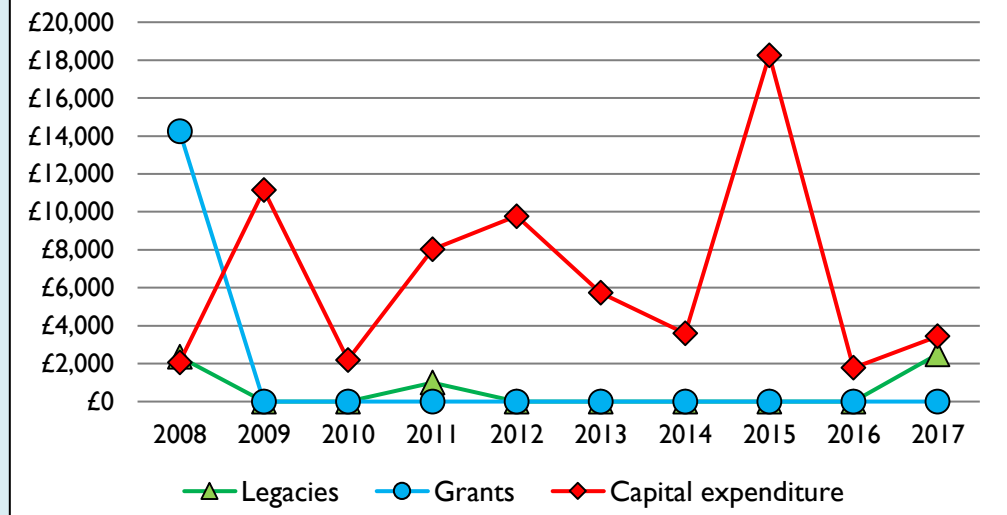
### 4. Income breakdown, 2008-17



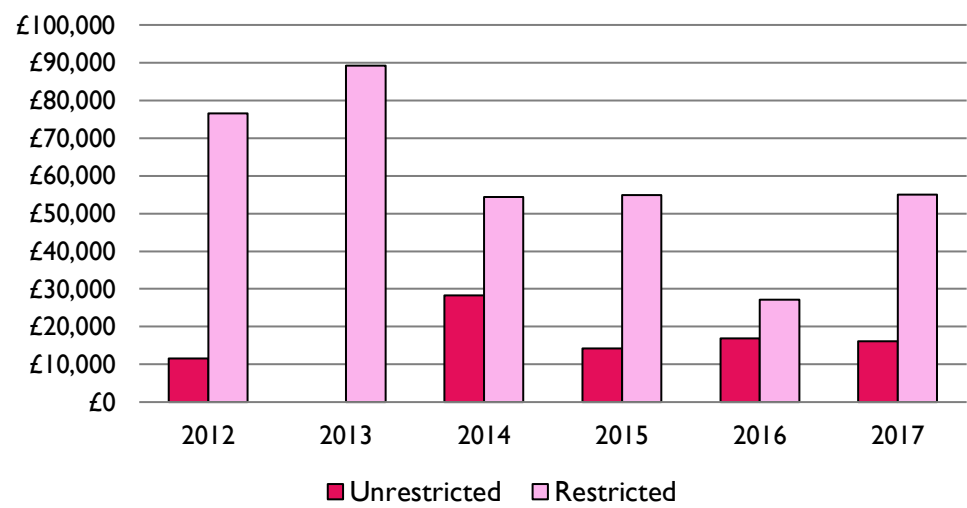
### 5. Expenditure breakdown, 2008-17



### 6. Legacies, grants, & capital expenditure, 2008-17



### 7. Unrestricted & restricted reserves, 2012-17



#### Weekly average planned giving per planned giver (2017)

Parish: £5.48

Diocese: £16.68

#### Notes & definitions

This dashboard contains figures as submitted by churches currently in the parish; gaps may be the result of missing returns.

Graph 2 shows a detailed breakdown of the **Total giving** figure in graph 4.

Graph 3: **Planned giving** = Tax efficient planned giving + Other planned giving; **Planned givers** = Tax efficient planned givers + Other planned givers.

Graph 4 shows income other than grants and legacies.

Graph 4: **Total giving** = Tax efficient planned giving + Other planned giving + Collections at services + All other giving, including Special Appeals.

Graph 4: **Other income** = Dividends, interest, income from property + Any other income.

Graph 5 shows expenditure other than capital expenditure.

Graph 5: **Other expenditure** = Fund-raising activities + Mission and evangelism costs + Cost of trading + Other expenses.

Graph 5: **Running expenses & utilities** also includes governance costs.

Graphs 1-6: Unrestricted and Restricted amounts have been combined.

For further definitions please see the guidance notes attached to the Return of Parish Finance:

<https://parishreturns.churchofengland.org/>

#### Number of churches in parish (2019): 1

Parish code: 270124

Variations from year to year may be the result of changes in the number of churches that submitted returns, or changes in parish/benefice structure.

Number of churches included in returns: 2008 1; 2009 1; 2010 1; 2011 1; 2012 1; 2013 1; 2014 1; 2015 1; 2016 1; 2017 1.

Produced by the Research and Statistics Unit, Church House, Great Smith Street, London SW1P 3AZ. Date of production: 12/4/19

Every effort has been made to ensure that data are reliable. We would be grateful to be notified of any significant errors or omissions by email to [statistics.unit@churchofengland.org](mailto:statistics.unit@churchofengland.org)



Follow us on Twitter:  
@cofestats

