

Dashboard for the parish of Wokingham: St Paul in the Deanery of SONNING

Parish census and deprivation summary

Parish population (2011): 17592

| | Parish | Diocese | National |
|--------------------------|--------|---------|----------|
| % aged 0-17 | 23% | 23% | 21% |
| % aged 18-44 | 32% | 37% | 37% |
| % aged 45-64 | 29% | 25% | 25% |
| % aged 65 & over | 16% | 15% | 16% |
| % Christian | 61% | 58% | 59% |
| % non-Christian religion | 4% | 9% | 9% |

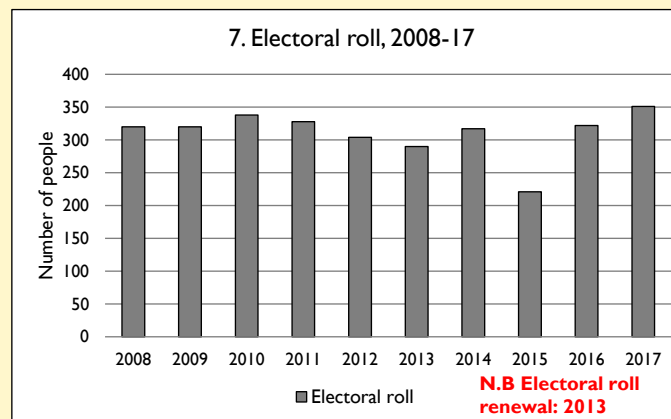
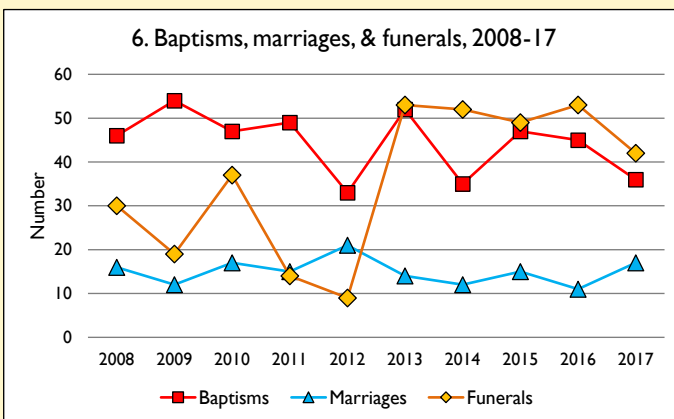
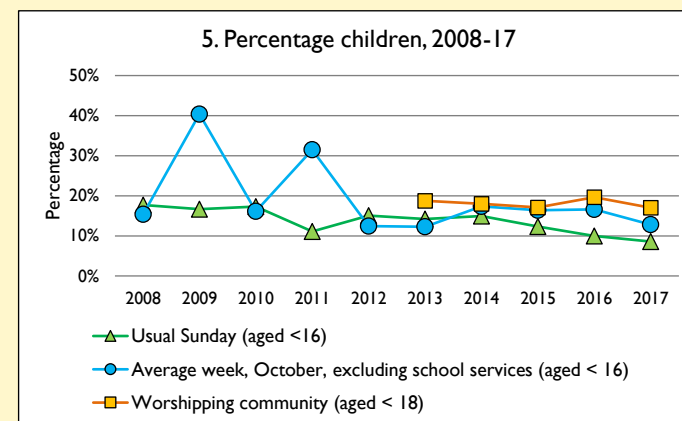
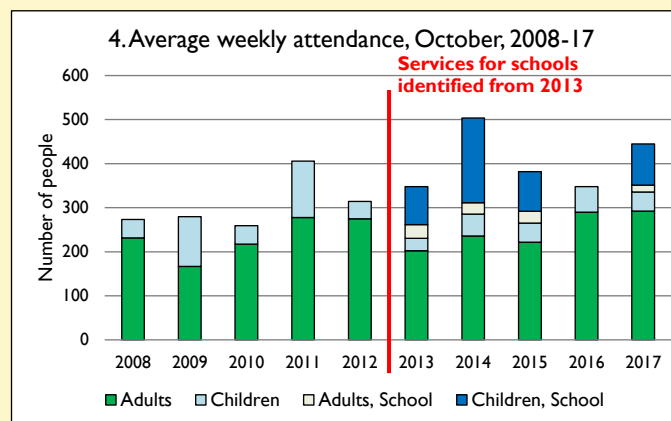
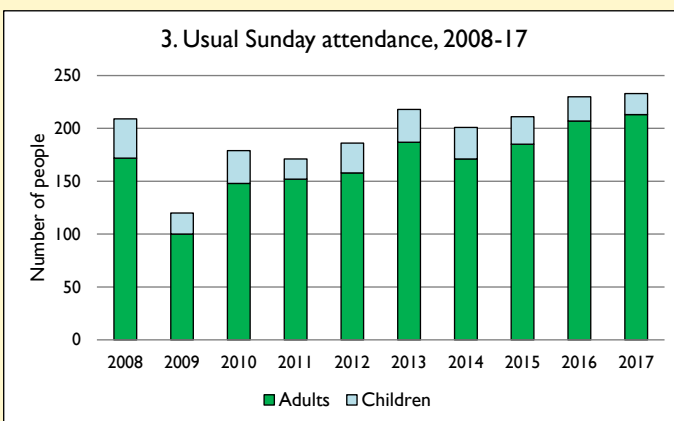
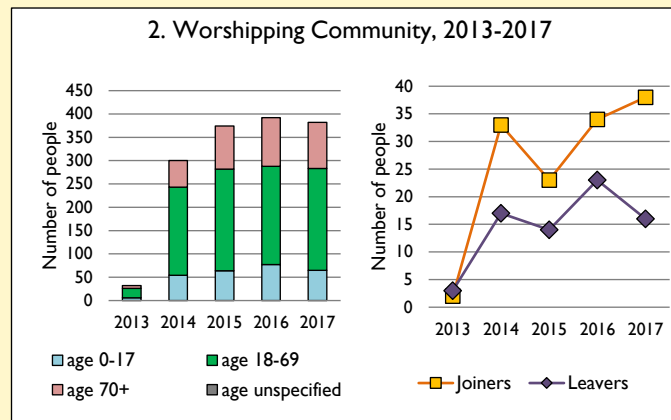
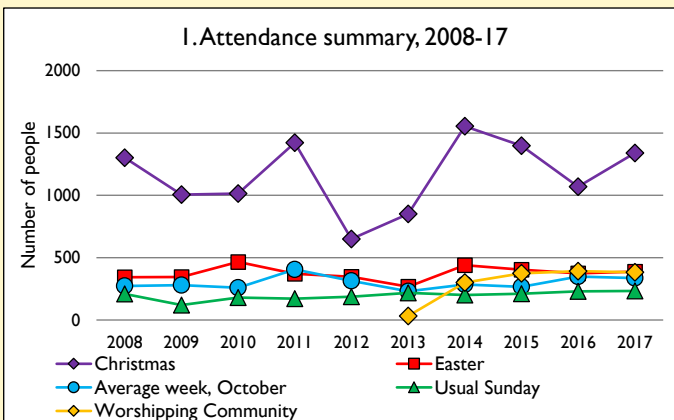
Parish deprivation rank (IMD, 2015): 12392

(1=most deprived parish in the Church of England, 12,500=least deprived)

For more detailed census & deprivation info: see <http://arcg.is/1RaS4CS>
<https://www.churchofengland.org/more/policy-and-thinking/research-and-statistics>
 and <http://www2.cuf.org.uk/poverty-england/poverty-map>

Number of churches in parish (2017): 3

Parish code: 270494



This dashboard contains figures as submitted by churches currently in the parish
Attendance statistics: taken from annual Statistics for Mission returns.
 Average weekly attendance: attendance at Sunday and midweek church services & fresh expressions in October; Figs 1 & 5 do not include attendance at services for schools.
 Easter: Easter Eve & Easter Day; Christmas: Christmas Eve & Christmas Day.
 Baptisms: all baptisms & thanksgivings.
 Marriages: marriages and services of prayer & dedication after civil marriages.
 Funerals: those held in church & at crematoria/cemeteries.
 Worshipping Community information has been collected from 2012 onwards.
Census data: taken from the 2011 national Census.
Deprivation statistics: IMD taken from the English Indices of Deprivation, published by the Department for Communities & Local Government, Sept 2015.
 The above statistics have been mapped onto parish boundaries so are approximations.
 For more information, see:
<https://www.churchofengland.org/more/policy-and-thinking/research-and-statistics>

Variations in attendance from year to year may be the result of changes in the number of churches that submitted returns, or changes in parish/benefice structure.

Number of churches included in returns: 2008 2; 2009 1; 2010 2; 2011 2; 2012 3; 2013 2; 2014 3; 2015 3; 2016 3; 2017 3.

Produced by the Research and Statistics Unit, Church House, Great Smith Street, London SW1P 3AZ. Date of production: 24/10/18

Every effort has been made to ensure that data are reliable. We would be grateful to be notified of any significant errors or omissions by email to statistics.unit@churchofengland.org



Follow us on Twitter:
@cofestats

