

# Dashboard for the parish of South Hinksey in the Deanery of OXFORD

## Parish census and deprivation summary

Parish population (2011): 2481

	Parish	Diocese	National
% aged 0-17	18%	23%	21%
% aged 18-44	50%	37%	37%
% aged 45-64	22%	25%	25%
% aged 65 & over	10%	15%	16%
% Christian	47%	58%	59%
% non-Christian religion	8%	9%	9%

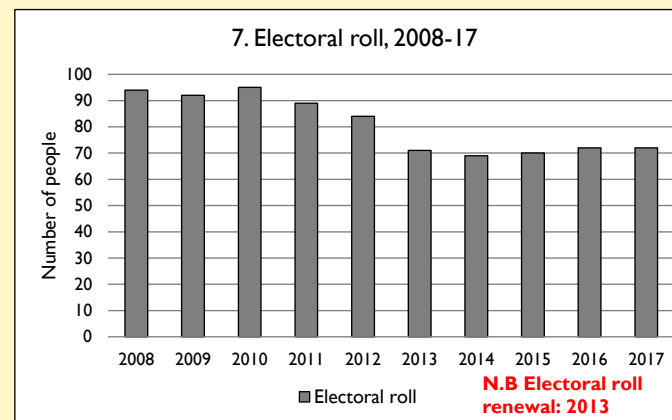
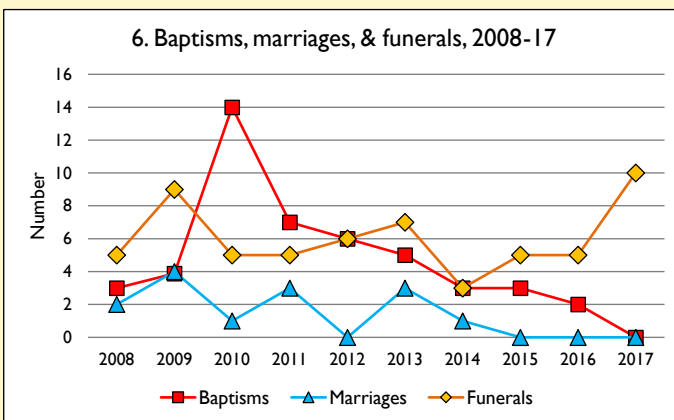
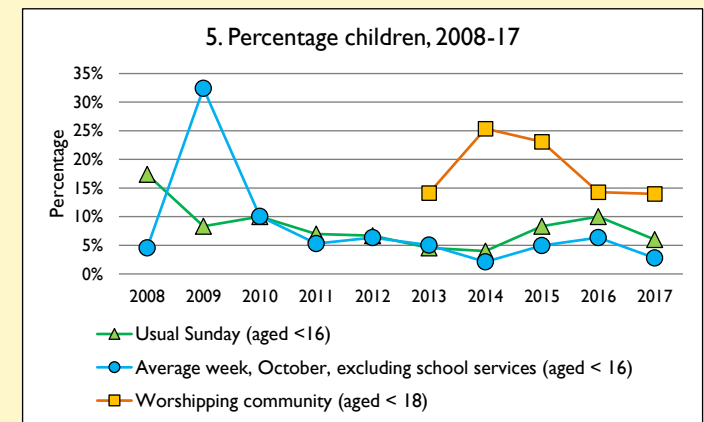
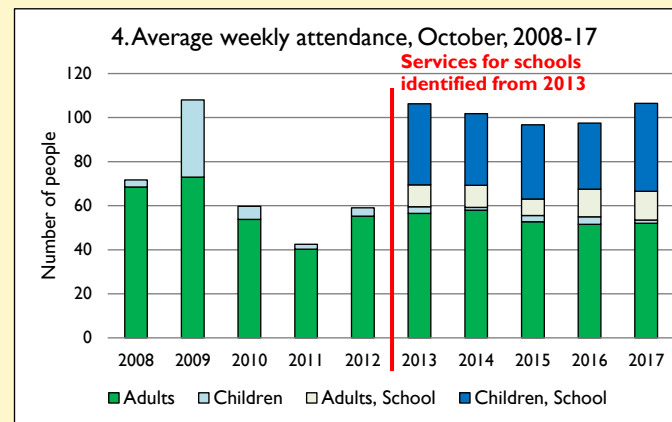
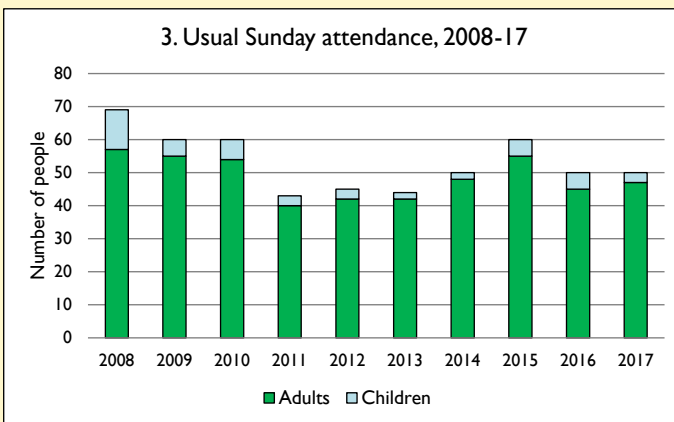
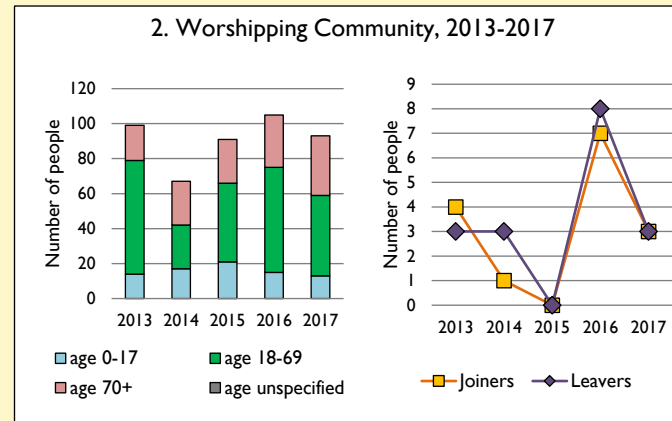
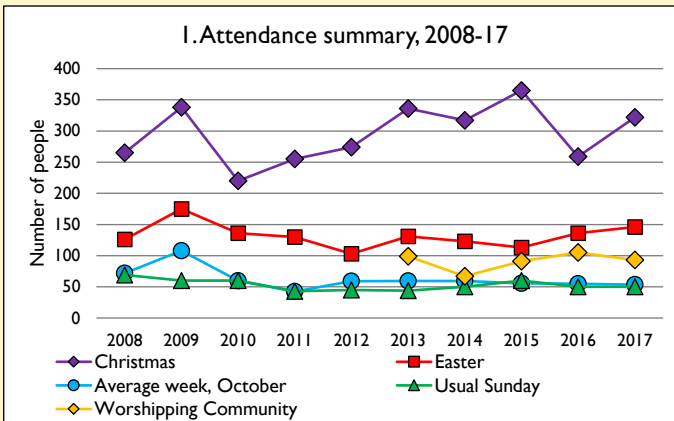
Parish deprivation rank (IMD, 2015): 6287

(1=most deprived parish in the Church of England, 12,500=least deprived)

For more detailed census & deprivation info: see <http://arcg.is/1RaS4CS>  
<https://www.churchofengland.org/more/policy-and-thinking/research-and-statistics>  
 and <http://www2.cuf.org.uk/poverty-england/poverty-map>

Number of churches in parish (2017): 2

Parish code: 270209



This dashboard contains figures as submitted by churches currently in the parish  
**Attendance statistics:** taken from annual Statistics for Mission returns.  
 Average weekly attendance: attendance at Sunday and midweek church services & fresh expressions in October; Figs 1 & 5 do not include attendance at services for schools.  
 Easter: Easter Eve & Easter Day; Christmas: Christmas Eve & Christmas Day.  
 Baptisms: all baptisms & thanksgivings.  
 Marriages: marriages and services of prayer & dedication after civil marriages.  
 Funerals: those held in church & at crematoria/cemeteries.  
 Worshipping Community information has been collected from 2012 onwards.  
**Census data:** taken from the 2011 national Census.  
**Deprivation statistics:** IMD taken from the English Indices of Deprivation, published by the Department for Communities & Local Government, Sept 2015.  
 The above statistics have been mapped onto parish boundaries so are approximations.  
 For more information, see:  
<https://www.churchofengland.org/more/policy-and-thinking/research-and-statistics>

Variations in attendance from year to year may be the result of changes in the number of churches that submitted returns, or changes in parish/benefice structure.

Number of churches included in returns: 2008 1; 2009 2; 2010 2; 2011 2; 2012 2; 2013 2; 2014 2; 2015 2; 2016 2; 2017 2.

Produced by the Research and Statistics Unit, Church House, Great Smith Street, London SW1P 3AZ. Date of production: 24/10/18

Every effort has been made to ensure that data are reliable. We would be grateful to be notified of any significant errors or omissions by email to [statistics.unit@churchofengland.org](mailto:statistics.unit@churchofengland.org)



Follow us on Twitter:  
 @cofestats

