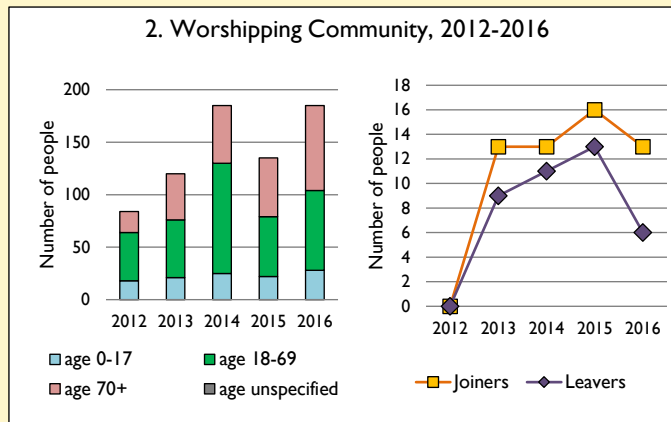
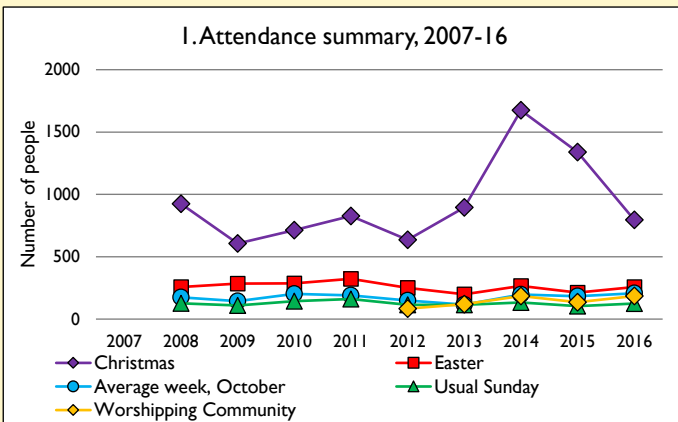


# Dashboard for the parish of DAMASCUS in the Deanery of ABINGDON



## Parish census and deprivation summary

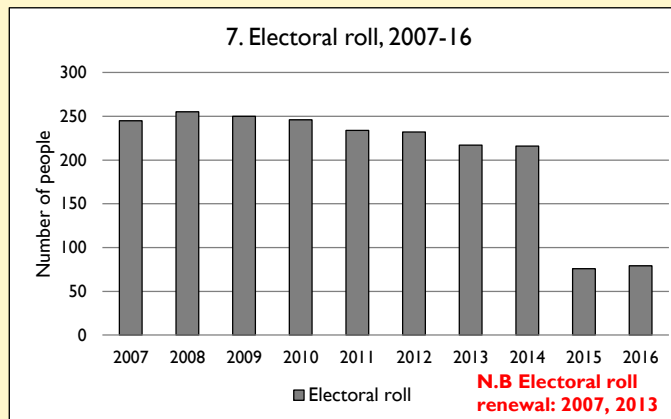
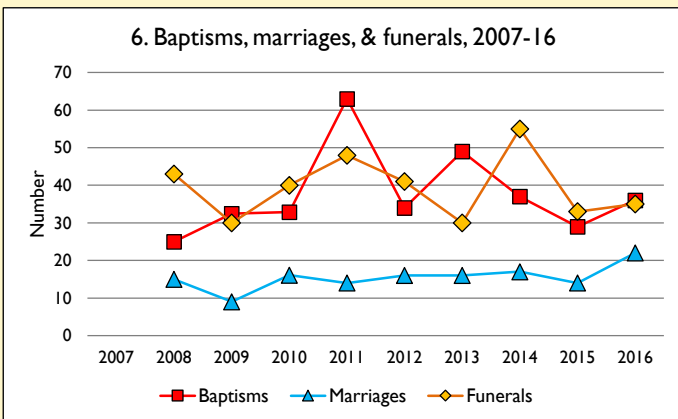
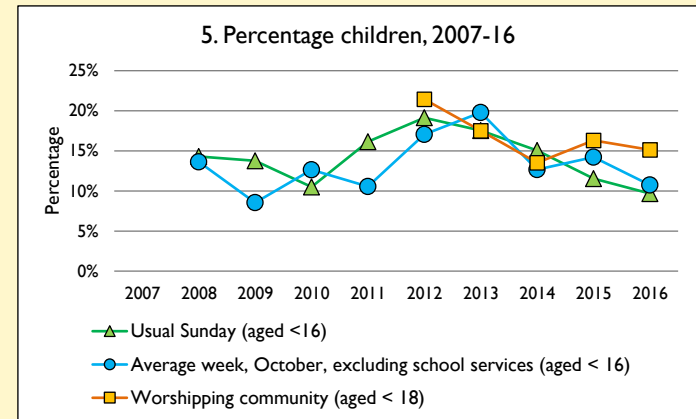
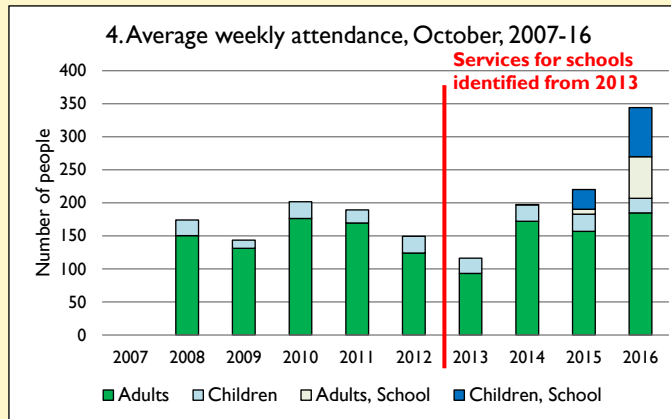
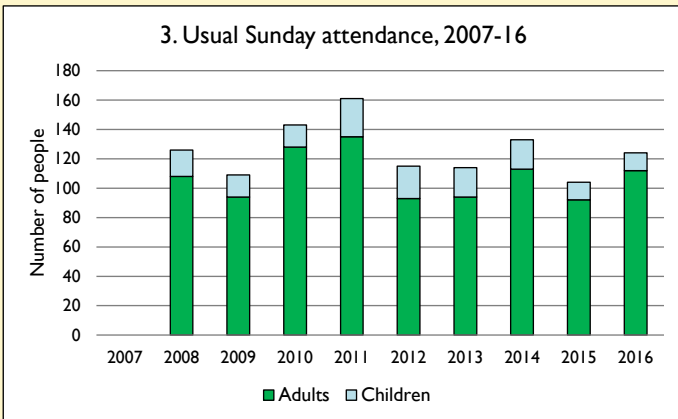
Parish population (2011): missing

	Parish	Diocese	National
% aged 0-17	missing	23%	21%
% aged 18-44	missing	37%	37%
% aged 45-64	missing	25%	25%
% aged 65 & over	missing	15%	16%
% Christian	missing	58%	59%
% non-Christian religion	missing	9%	9%

Parish deprivation rank (IMD, 2015): missing  
(1=most deprived parish in the Church of England, 12,554=least deprived)

For more detailed census & deprivation info: see <http://arcg.is/1RaS4CS>  
<https://www.churchofengland.org/about-us/facts-stats/research-statistics.aspx>  
and <http://www2.cuf.org.uk/poverty-england/poverty-map>

Number of churches in parish (2016): 5 Parish code: 270878



This dashboard contains figures as submitted by churches currently in the parish  
**Attendance statistics:** taken from annual Statistics for Mission returns.  
Average weekly attendance: attendance at Sunday and midweek church services & fresh expressions in October; Figs 1 & 5 do not include attendance at services for schools.  
Easter: Easter Eve & Easter Day; Christmas: Christmas Eve & Christmas Day.  
Baptisms: all baptisms & thanksgivings.  
Marriages: marriages and services of prayer & dedication after civil marriages.  
Funerals: those held in church & at crematoria/cemeteries.  
Worshipping Community information has been collected from 2012 onwards.  
**Census data:** taken from the 2011 national Census.  
**Deprivation statistics:** IMD taken from the English Indices of Deprivation, published by the Department for Communities & Local Government, Sept 2015.  
The above statistics have been mapped onto parish boundaries so are approximations.  
For more information, see: <https://www.churchofengland.org/about-us/facts-stats/research-statistics.aspx>

Variations in attendance from year to year may be the result of changes in the number of churches that submitted returns, or changes in parish/benefice structure.  
Number of churches included in returns: 2007 0; 2008 4; 2009 3; 2010 5; 2011 5; 2012 4; 2013 4; 2014 5; 2015 4; 2016 5.  
Produced by the Research and Statistics Unit, Church House, Great Smith Street, London SW1P 3AZ. Date of production: 9/10/17  
Every effort has been made to ensure that data are reliable. We would be grateful to be notified of any significant errors or omissions by email to [statistics.unit@churchofengland.org](mailto:statistics.unit@churchofengland.org)

Follow us on Twitter:  
[@cofestats](https://twitter.com/cofestats)

