

Dashboard for the parish of Sherington w Chicheley, North Crawley, Astwood & Hardmead in the Deanery of NEWPORT

Parish census and deprivation summary

Parish population (2011): 2055

	Parish	Diocese	National
% aged 0-17	20%	23%	21%
% aged 18-44	25%	37%	37%
% aged 45-64	34%	25%	25%
% aged 65 & over	21%	15%	16%
% Christian	66%	58%	59%
% non-Christian religion	1%	9%	9%

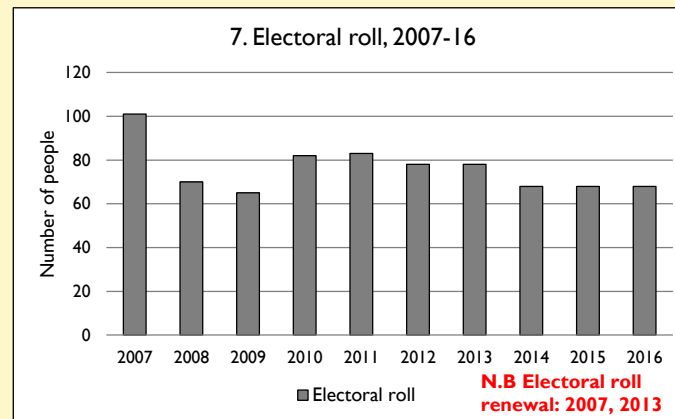
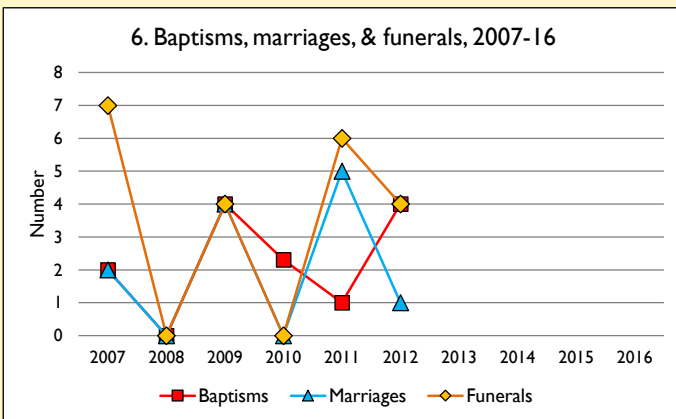
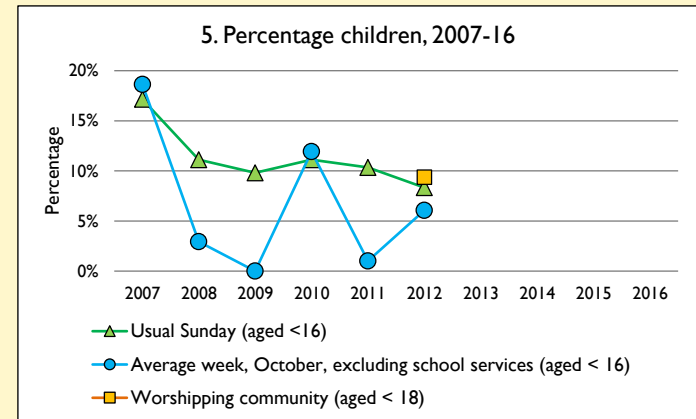
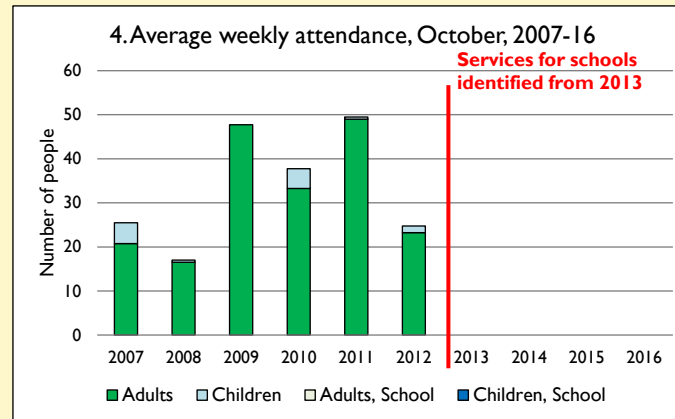
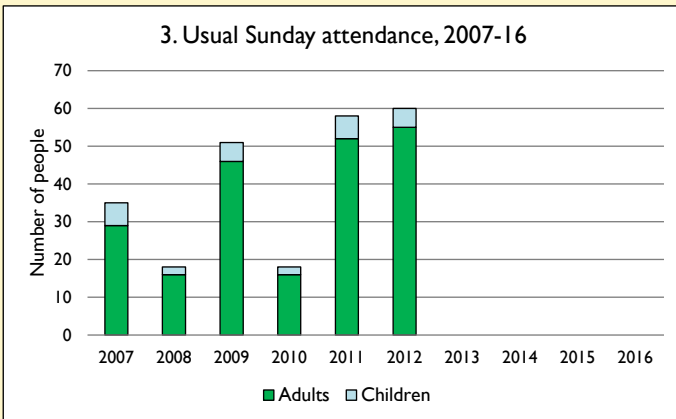
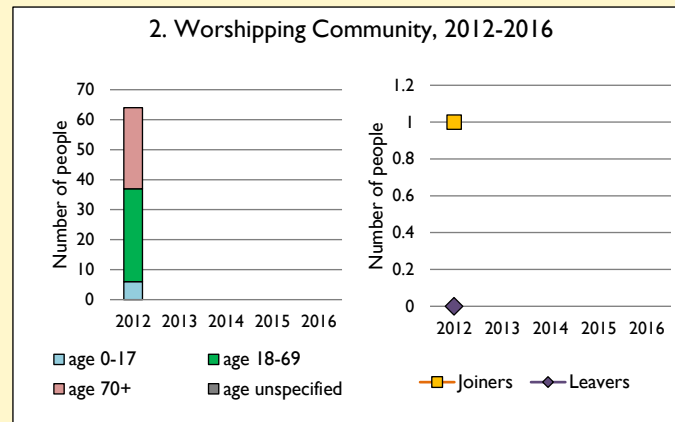
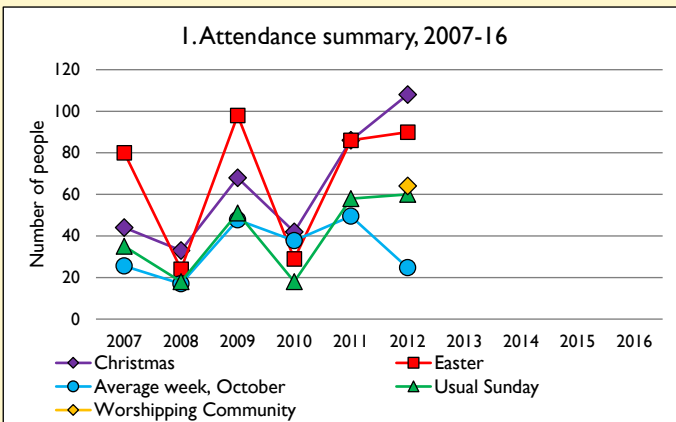
Parish deprivation rank (IMD, 2015): 7874

(1=most deprived parish in the Church of England, 12,554=least deprived)

For more detailed census & deprivation info: see <http://arcg.is/1RaS4CS>
<https://www.churchofengland.org/about-us/facts-stats/research-statistics.aspx>
 and <http://www2.cuf.org.uk/poverty-england/poverty-map>

Number of churches in parish (2016): 3

Parish code: 270771



This dashboard contains figures as submitted by churches currently in the parish
Attendance statistics: taken from annual Statistics for Mission returns.
 Average weekly attendance: attendance at Sunday and midweek church services & fresh expressions in October; Figs 1 & 5 do not include attendance at services for schools.
 Easter: Easter Eve & Easter Day; Christmas: Christmas Eve & Christmas Day.
 Baptisms: all baptisms & thanksgivings.
 Marriages: marriages and services of prayer & dedication after civil marriages.
 Funerals: those held in church & at crematoria/cemeteries.
 Worshipping Community information has been collected from 2012 onwards.
Census data: taken from the 2011 national Census.
Deprivation statistics: IMD taken from the English Indices of Deprivation, published by the Department for Communities & Local Government, Sept 2015.
 The above statistics have been mapped onto parish boundaries so are approximations.
 For more information, see:
<https://www.churchofengland.org/about-us/facts-stats/research-statistics.aspx>

Variations in attendance from year to year may be the result of changes in the number of churches that submitted returns, or changes in parish/benefice structure.

Number of churches included in returns: 2007 4; 2008 1; 2009 2; 2010 1; 2011 2; 2012 2; 2013 0; 2014 0; 2015 0; 2016 0.

Produced by the Research and Statistics Unit, Church House, Great Smith Street, London SW1P 3AZ. Date of production: 9/10/17

Every effort has been made to ensure that data are reliable. We would be grateful to be notified of any significant errors or omissions by email to statistics.unit@churchofengland.org

Follow us on Twitter:
 @cofestats

