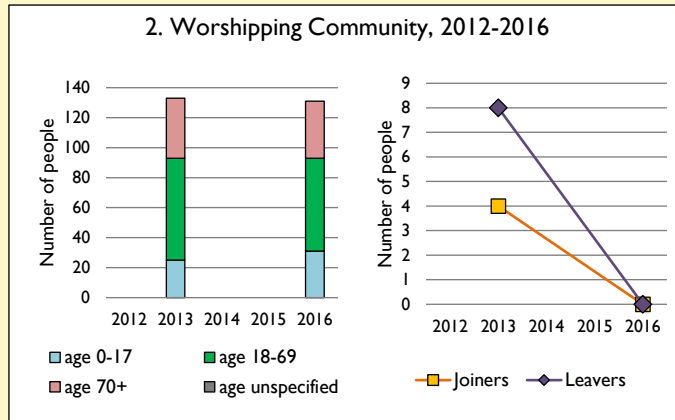
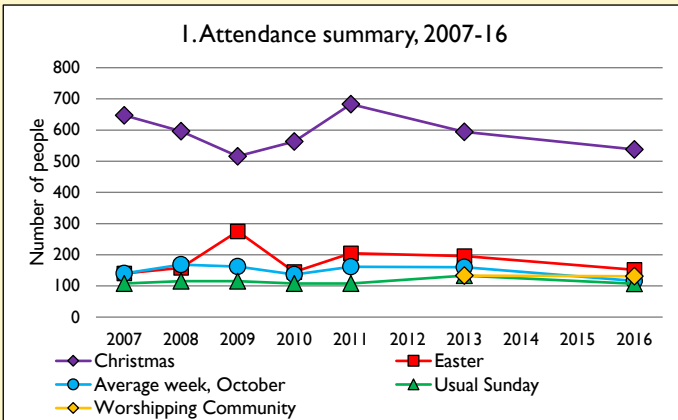


Dashboard for the parish of Stoke Poges in the Deanery of BURNHAM & SLOUGH



Parish census and deprivation summary

Parish population (2011): 4981

	Parish	Diocese	National
% aged 0-17	21%	23%	21%
% aged 18-44	31%	37%	37%
% aged 45-64	28%	25%	25%
% aged 65 & over	20%	15%	16%
% Christian	60%	58%	59%
% non-Christian religion	18%	9%	9%

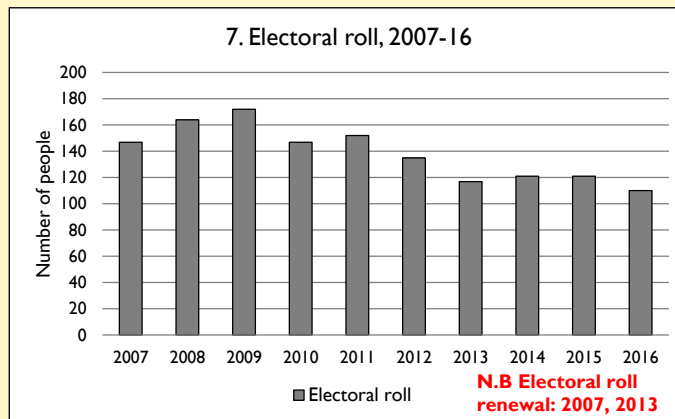
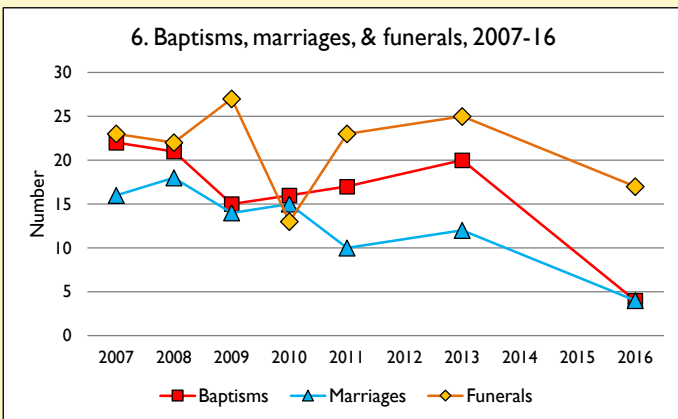
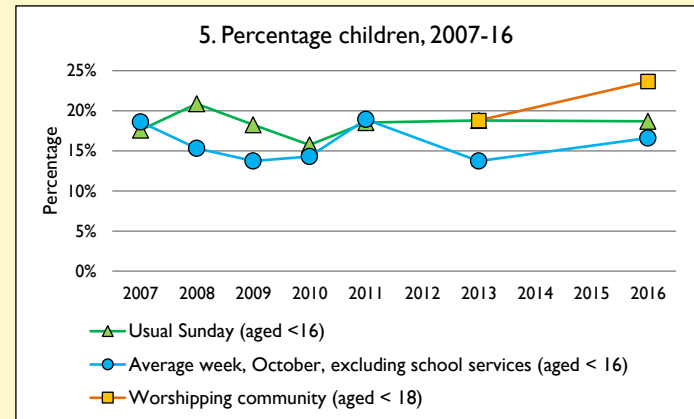
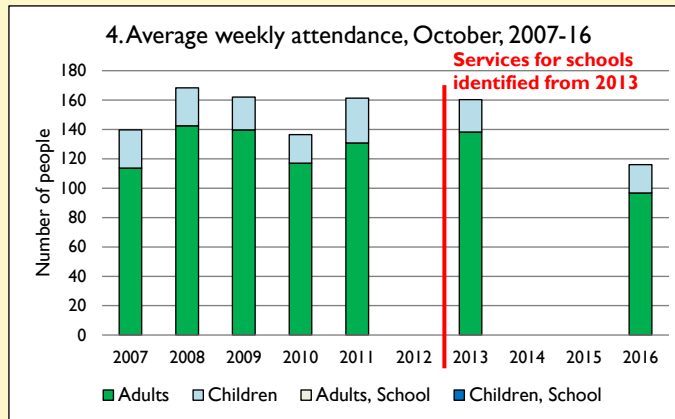
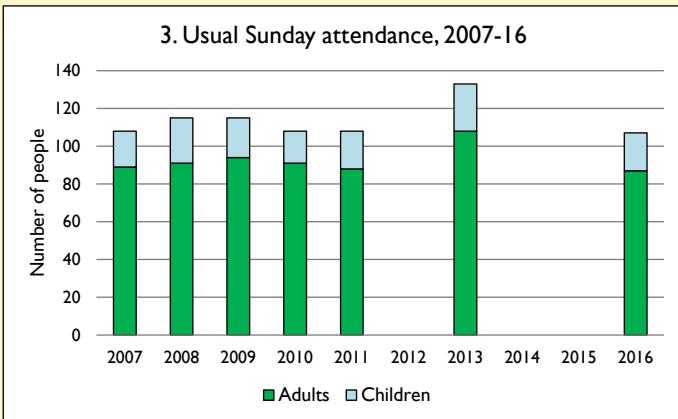
Parish deprivation rank (IMD, 2015): 11208

(1=most deprived parish in the Church of England, 12,554=least deprived)

For more detailed census & deprivation info: see <http://arcgis/1RaS4CS>
<https://www.churchofengland.org/about-us/facts-stats/research-statistics.aspx>
 and <http://www2.cuf.org.uk/poverty-england/poverty-map>

Number of churches in parish (2016): 2

Parish code: 270672



This dashboard contains figures as submitted by churches currently in the parish

Attendance statistics: taken from annual Statistics for Mission returns.

Average weekly attendance: attendance at Sunday and midweek church services & fresh expressions in October; Figs 1 & 5 do not include attendance at services for schools.

Easter: Easter Eve & Easter Day; Christmas: Christmas Eve & Christmas Day.

Baptisms: all baptisms & thanksgivings.

Marriages: marriages and services of prayer & dedication after civil marriages.

Funerals: those held in church & at crematoria/cemeteries.

Worshipping Community information has been collected from 2012 onwards.

Census data: taken from the 2011 national Census.

Deprivation statistics: IMD taken from the English Indices of Deprivation, published by the Department for Communities & Local Government, Sept 2015.

The above statistics have been mapped onto parish boundaries so are approximations.

For more information, see: <https://www.churchofengland.org/about-us/facts-stats/research-statistics.aspx>

Variations in attendance from year to year may be the result of changes in the number of churches that submitted returns, or changes in parish/benefice structure.

Number of churches included in returns: 2007 2; 2008 1; 2009 1; 2010 1; 2011 1; 2012 0; 2013 2; 2014 0; 2015 0; 2016 2.

Produced by the Research and Statistics Unit, Church House, Great Smith Street, London SW1P 3AZ. Date of production: 9/10/17

Every effort has been made to ensure that data are reliable. We would be grateful to be notified of any significant errors or omissions by email to statistics.unit@churchofengland.org



Follow us on Twitter:
@cofestats

