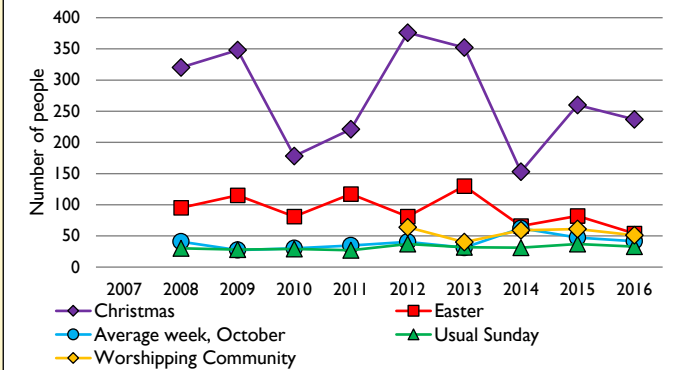
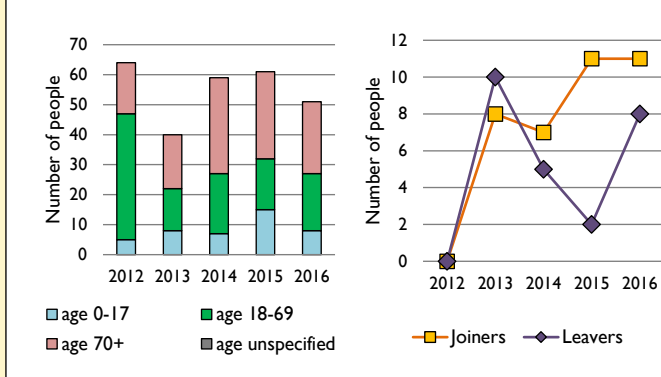


# Dashboard for the parish of Hanney in the Deanery of WANTAGE

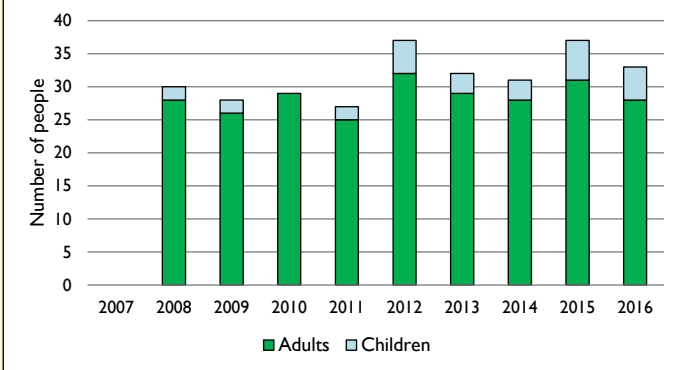
### 1. Attendance summary, 2007-16



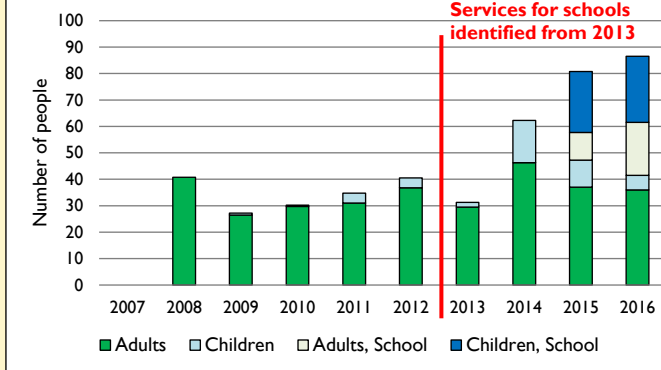
### 2. Worshipping Community, 2012-2016



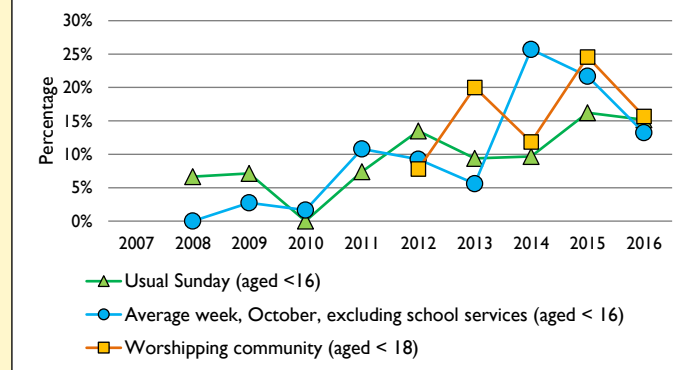
### 3. Usual Sunday attendance, 2007-16



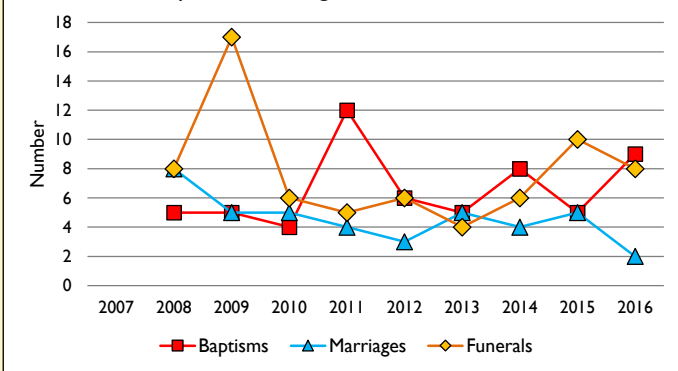
### 4. Average weekly attendance, October, 2007-16



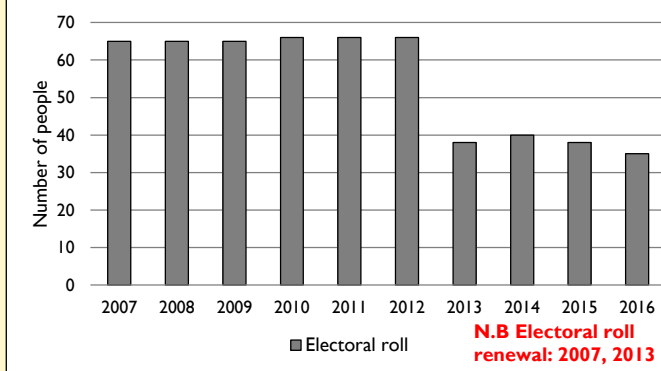
### 5. Percentage children, 2007-16



### 6. Baptisms, marriages, & funerals, 2007-16



### 7. Electoral roll, 2007-16



## Parish census and deprivation summary

Parish population (2011): 1240

	Parish	Diocese	National
% aged 0-17	16%	23%	21%
% aged 18-44	23%	37%	37%
% aged 45-64	35%	25%	25%
% aged 65 & over	27%	15%	16%
% Christian	68%	58%	59%
% non-Christian religion	1%	9%	9%

Parish deprivation rank (IMD, 2015): 10257

(1=most deprived parish in the Church of England, 12,554=least deprived)

For more detailed census & deprivation info: see <http://arcg.is/1RaS4CS>  
<https://www.churchofengland.org/about-us/facts-stats/research-statistics.aspx>  
 and <http://www2.cuf.org.uk/poverty-england/poverty-map>

Number of churches in parish (2016): 1

Parish code: 270551

Variations in attendance from year to year may be the result of changes in the number of churches that submitted returns, or changes in parish/benefice structure.

Number of churches included in returns: 2007 0; 2008 1; 2009 1; 2010 1; 2011 1; 2012 1; 2013 1; 2014 1; 2015 1; 2016 1.

Produced by the Research and Statistics Unit, Church House, Great Smith Street, London SW1P 3AZ. Date of production: 9/10/17

Every effort has been made to ensure that data are reliable. We would be grateful to be notified of any significant errors or omissions by email to [statistics.unit@churchofengland.org](mailto:statistics.unit@churchofengland.org)

Follow us on Twitter:  
@cofestats

