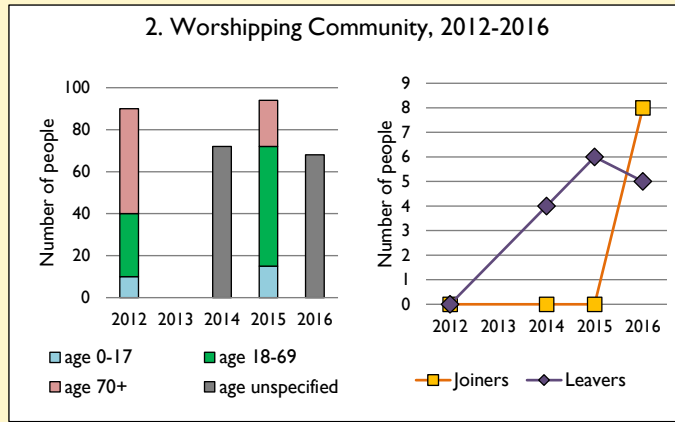
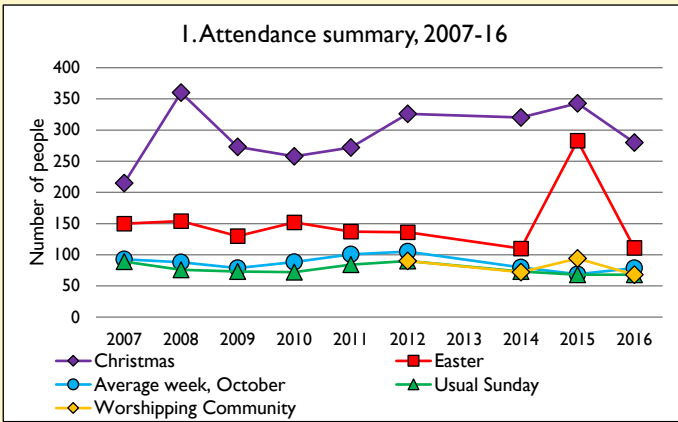


# Dashboard for the parish of Bucklebury in the Deanery of BRADFIELD



## Parish census and deprivation summary

Parish population (2011): 2132

|                          | Parish | Diocese | National |
|--------------------------|--------|---------|----------|
| % aged 0-17              | 22%    | 23%     | 21%      |
| % aged 18-44             | 25%    | 37%     | 37%      |
| % aged 45-64             | 34%    | 25%     | 25%      |
| % aged 65 & over         | 19%    | 15%     | 16%      |
| % Christian              | 67%    | 58%     | 59%      |
| % non-Christian religion | 2%     | 9%      | 9%       |

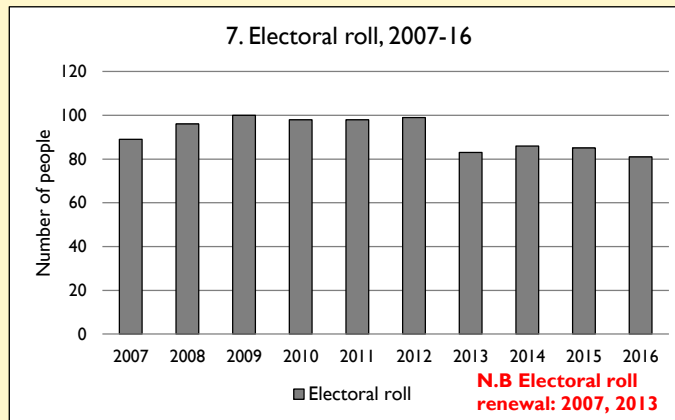
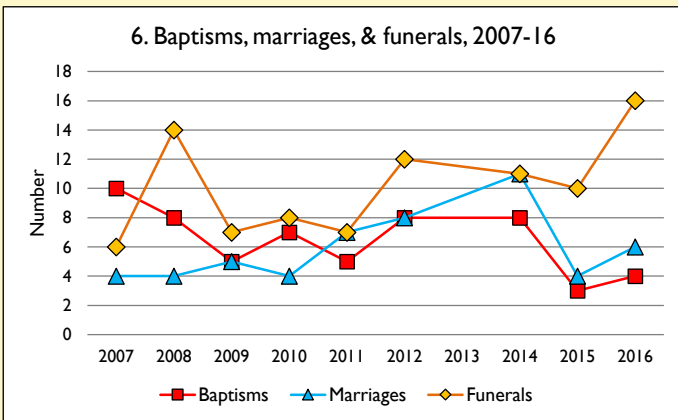
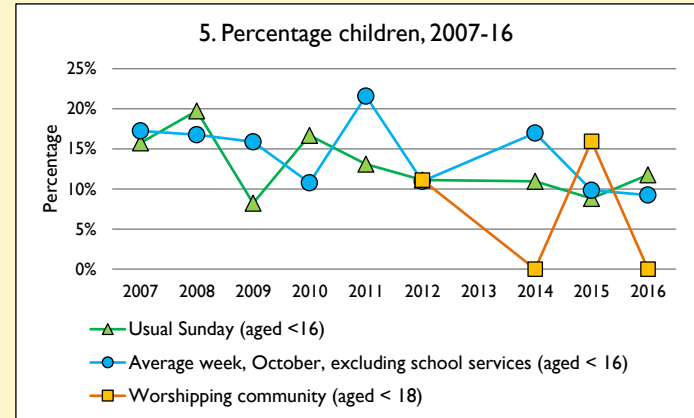
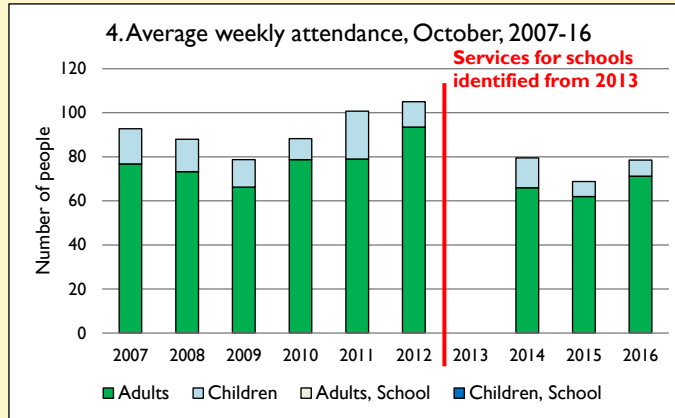
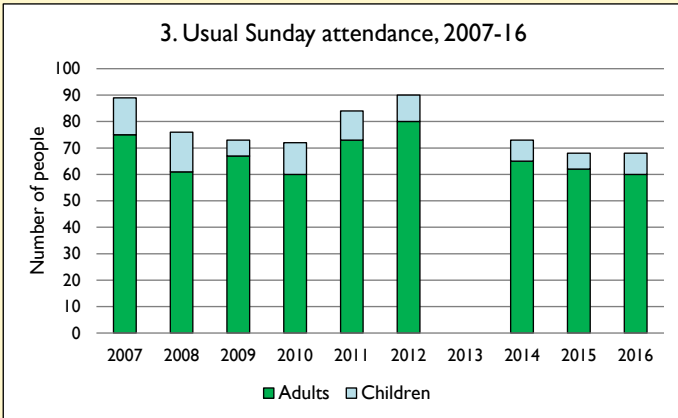
Parish deprivation rank (IMD, 2015): 10975

(1=most deprived parish in the Church of England, 12,554=least deprived)

For more detailed census & deprivation info: see <http://arcg.is/1RaS4CS>  
<https://www.churchofengland.org/about-us/facts-stats/research-statistics.aspx>  
 and <http://www2.cuf.org.uk/poverty-england/poverty-map>

Number of churches in parish (2016): 3

Parish code: 270398



This dashboard contains figures as submitted by churches currently in the parish

**Attendance statistics:** taken from annual Statistics for Mission returns.

Average weekly attendance: attendance at Sunday and midweek church services & fresh expressions in October; Figs 1 & 5 do not include attendance at services for schools.

Easter: Easter Eve & Easter Day; Christmas: Christmas Eve & Christmas Day.

Baptisms: all baptisms & thanksgivings.

Marriages: marriages and services of prayer & dedication after civil marriages.

Funerals: those held in church & at crematoria/cemeteries.

Worshipping Community information has been collected from 2012 onwards.

**Census data:** taken from the 2011 national Census.

**Deprivation statistics:** IMD taken from the English Indices of Deprivation, published by the Department for Communities & Local Government, Sept 2015.

The above statistics have been mapped onto parish boundaries so are approximations.

For more information, see: <https://www.churchofengland.org/about-us/facts-stats/research-statistics.aspx>

Variations in attendance from year to year may be the result of changes in the number of churches that submitted returns, or changes in parish/benefice structure.

Number of churches included in returns: 2007 3; 2008 1; 2009 3; 2010 3; 2011 3; 2012 3; 2013 0; 2014 3; 2015 3; 2016 3.

Produced by the Research and Statistics Unit, Church House, Great Smith Street, London SW1P 3AZ. Date of production: 9/10/17

Every effort has been made to ensure that data are reliable. We would be grateful to be notified of any significant errors or omissions by email to [statistics.unit@churchofengland.org](mailto:statistics.unit@churchofengland.org)



Follow us on Twitter:  
@cofestats

