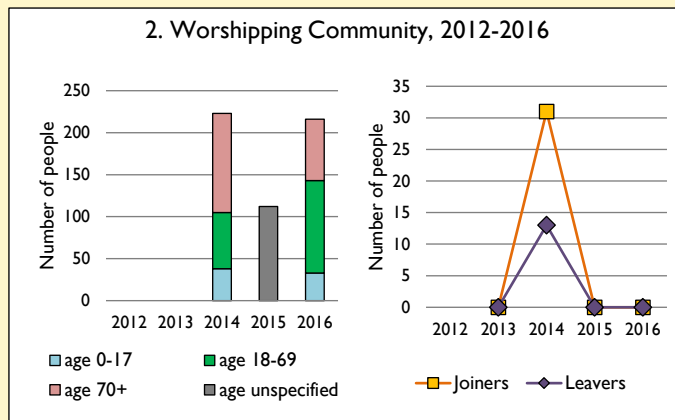
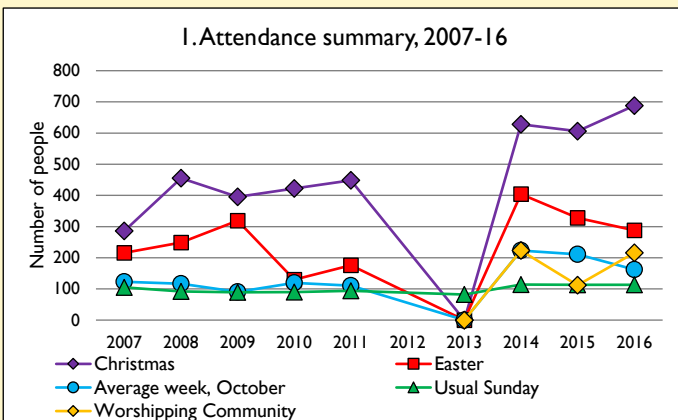


Dashboard for the parish of Woodstock in the Deanery of WOODSTOCK



Parish census and deprivation summary

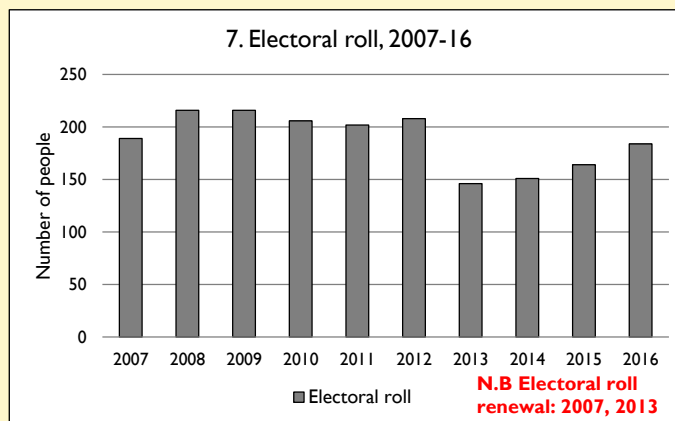
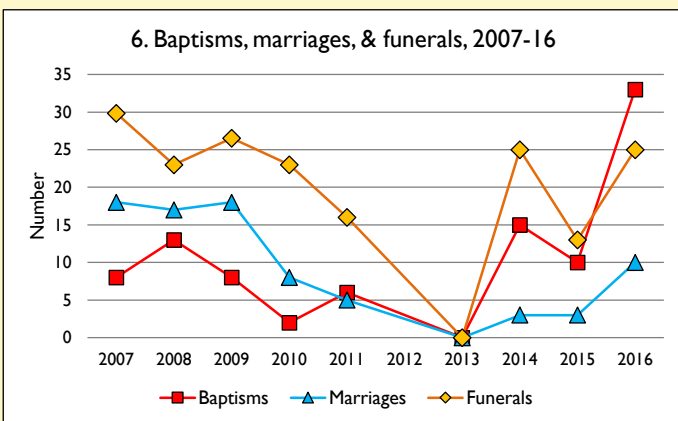
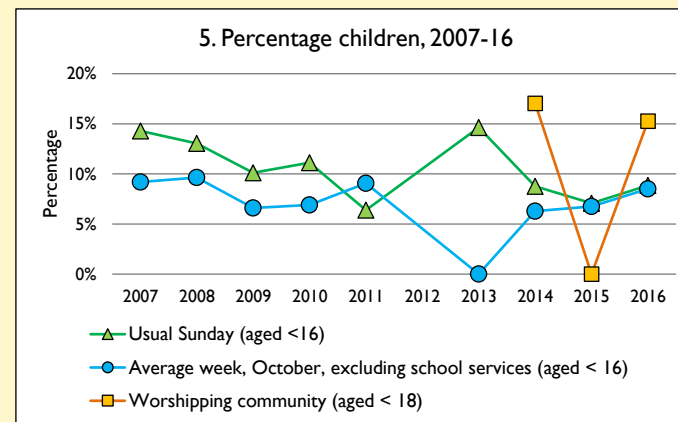
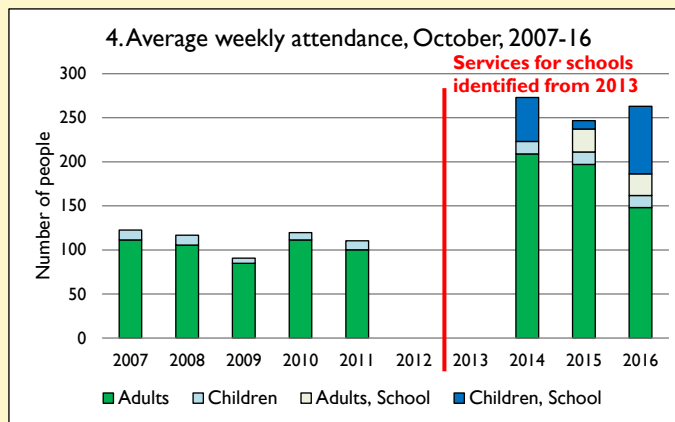
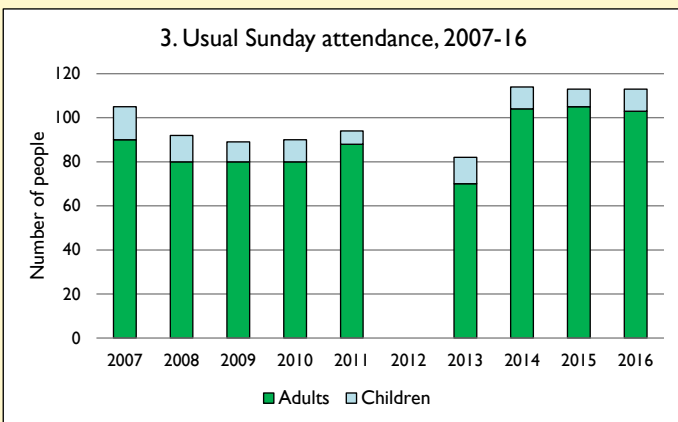
Parish population (2011): 3118

	Parish	Diocese	National
% aged 0-17	18%	23%	21%
% aged 18-44	30%	37%	37%
% aged 45-64	25%	25%	25%
% aged 65 & over	26%	15%	16%
% Christian	64%	58%	59%
% non-Christian religion	2%	9%	9%

Parish deprivation rank (IMD, 2015): 12472
(1=most deprived parish in the Church of England, 12,554=least deprived)

For more detailed census & deprivation info: see <http://arcg.is/1RaS4CS>
<https://www.churchofengland.org/about-us/facts-stats/research-statistics.aspx>
and <http://www2.cuf.org.uk/poverty-england/poverty-map>

Number of churches in parish (2016): 1 Parish code: 270292



This dashboard contains figures as submitted by churches currently in the parish
Attendance statistics: taken from annual Statistics for Mission returns.
Average weekly attendance: attendance at Sunday and midweek church services & fresh expressions in October; Figs 1 & 5 do not include attendance at services for schools.
Easter: Easter Eve & Easter Day; Christmas: Christmas Eve & Christmas Day.
Baptisms: all baptisms & thanksgivings.
Marriages: marriages and services of prayer & dedication after civil marriages.
Funerals: those held in church & at crematoria/cemeteries.
Worshipping Community information has been collected from 2012 onwards.
Census data: taken from the 2011 national Census.
Deprivation statistics: IMD taken from the English Indices of Deprivation, published by the Department for Communities & Local Government, Sept 2015.
The above statistics have been mapped onto parish boundaries so are approximations.
For more information, see: <https://www.churchofengland.org/about-us/facts-stats/research-statistics.aspx>